

Institution: University of Wisconsin-Whitewater (240189) User ID: P2401891

Completions Overview

Welcome to the IPEDS Completions survey component. The Completions component is one of several IPEDS components that is conducted during the Fall data collection period. It collects the number of degrees and certificates awarded by field of study, level of award, race/ethnicity, and gender. The reporting period for the Completions component is during the 12-month time period beginning July 1 of the previous calendar year and ending June 30 of the current calendar year; therefore, for this year's Completions component, the reporting period is between July 1, 2014 and June 30, 2015. The Completions component is also collecting the number of students (e.g., completers) who earned awards between July 1, 2014 and June 30, 2015.

Completions Common Errors

Some common completions component errors include the following:

- Including award levels on your current year Completions that were not reported on your previous year's (PY) Institutional Characteristics (IC). [Award levels in the PY IC component cannot be changed; therefore, contact the IPEDS Help Desk at 1-877-225-2568 if you need assistance.]
- Forgetting to select CIP codes for new programs of study that are offered by the institution, but do not have completions for the reporting period.
- Forgetting to enter in zero in at least one of the cells for CIP codes that do not have completions.

Recent Changes

- The following question on **distance education** has been added to the bottom of each individual "CIP Data" screen:
"Is this program offered as a distance education program?"
- The following two screens, which collect data specifically on students were added to this component, beginning in the 2013-14 survey year:
 - **"All Completers"** - Collects the number of students who earned an award between July 1, 2014 and June 30, 2015 by gender and race/ethnicity. (The intent of this screen is to collect an **unduplicated count** of total numbers of completers.)
 - **"Completers by Level"** - Collects the number of students who earned an award between July 1, 2014 and June 30, 2015 by award level and 1) by gender; 2) by race/ethnicity; and 3) by age.
- The definition for Post-baccalaureate Certificate has changed slightly for the 2015-16 collection. The new definition is as follows: **An award that requires completion of an organized program of study beyond the bachelor's. It is designed for persons who have completed a baccalaureate degree, but does not meet the requirements of a master's degree.**

NOTE: Even though Teacher Preparation certificate programs may require a bachelor's degree for admission, they are considered sub-baccalaureate undergraduate programs, and students in these programs are undergraduate students.

General Information

CIP Codes:

The [CIP 2010 Website](#) includes a list of new CIP codes, a list of deleted CIP codes, a list of moved CIP Codes, and an online crosswalk of the 2000 CIP and 2010 CIP.

The Resources Page of the CIP 2010 website contains many valuable resources including:

- CIP 2010 Manual and copies of previous editions of the CIP Manual
- Crosswalk between the 2000 CIP codes and the 2010 CIP codes in Excel format

Keep in mind that some information provided by institutions on the Completions component appear in the [College Navigator](#), which is a major tool used by consumers searching for information about postsecondary education. It is therefore vitally important that you include accurate information about your institution.

Survey materials can be downloaded using the following link: [Survey Materials](#).

The prior year revision system can be accessed using the following link: [Prior Year Revision System](#)

Completions CIP Data

CIPCODE	Award Level	Major	Gender	Non Resident Alien	Hispanic / Latino	American Indian or Alaska Native	Asian	Black or African American	Native Hawaiian or Other Pacific Islander	White	Two or more Races	Race/ ethnicity unknown	Total	distance education program	
03.0104 Environmental Science	5 - Bachelor's degree	1	Men	0	0	0	0	0	0	8	0	0	8		
			Women	0	1	0	0	0	0	0	10	0	0	11	
			Total	0	1	0	0	0	0	0	18	0	0	19	No
05.0127 Japanese Studies	5 - Bachelor's degree	1	Men	0	0	0	0	0	0	0	0	0	0		
			Women	0	1	0	0	0	0	0	0	0	0	1	
			Total	0	1	0	0	0	0	0	0	0	0	1	No
05.0127 Japanese Studies	5 - Bachelor's degree	2	Men	0	0	0	0	0	0	0	0	0	0		
			Women	0	0	0	0	0	0	0	0	0	0	0	
			Total	0	0	0	0	0	0	0	0	0	0	0	No
05.0207 Women's Studies	5 - Bachelor's degree	1	Men	0	0	0	0	0	0	0	0	0	0		
			Women	0	0	0	0	0	0	2	1	0	3		
			Total	0	0	0	0	0	0	2	1	0	3	No	
05.0207 Women's Studies	5 - Bachelor's degree	2	Men	0	0	0	0	0	0	0	0	0	0		
			Women	0	0	0	0	0	0	0	0	0	0	0	
			Total	0	0	0	0	0	0	0	0	0	0	0	No
09.0100 Communication, General	7 - Master's degree	1	Men	0	0	0	0	0	0	1	0	0	1		
			Women	0	0	0	0	0	0	1	0	0	1		
			Total	0	0	0	0	0	0	2	0	0	2	No	
09.0101 Speech Communication and Rhetoric	5 - Bachelor's degree	1	Men	0	3	0	0	1	0	32	0	0	36		
			Women	1	2	0	0	1	0	57	1	0	62		
			Total	1	5	0	0	2	0	89	1	0	98	No	
09.0101 Speech Communication and Rhetoric	5 - Bachelor's degree	2	Men	0	0	0	0	0	0	0	0	0	0		
			Women	0	0	0	0	0	0	0	0	0	0	0	
			Total	0	0	0	0	0	0	0	0	0	0	0	No
09.0401 Journalism	5 - Bachelor's degree	1	Men	0	2	0	0	1	0	30	1	1	35		
			Women	0	4	0	0	1	0	27	3	0	35		
			Total	0	6	0	0	2	0	57	4	1	70	No	
09.0401 Journalism	5 - Bachelor's degree	2	Men	0	0	0	0	0	0	1	0	0	1		
			Women	0	0	0	0	0	0	1	0	0	1		
			Total	0	0	0	0	0	0	2	0	0	2	No	
11.0101 Computer and Information Sciences, General	5 - Bachelor's degree	1	Men	1	0	0	0	0	0	20	0	0	21		
			Women	0	0	0	0	0	0	1	0	0	1		
			Total	1	0	0	0	0	0	21	0	0	22	No	
11.0101 Computer and Information Sciences, General	5 - Bachelor's degree	2	Men	0	0	0	0	0	0	1	0	0	1		
			Women	0	0	0	0	0	0	0	0	0	0	0	
			Total	0	0	0	0	0	0	1	0	0	1	No	
11.0501 Computer Systems Analysis/Analyst	5 - Bachelor's degree	1	Men	0	0	0	1	0	0	4	0	0	5		
			Women	0	0	0	0	0	0	0	0	0	0	0	
			Total	0	0	0	1	0	0	4	0	0	5	No	
11.0501 Computer Systems Analysis/Analyst	5 - Bachelor's degree	2	Men	0	0	0	0	0	0	0	0	0	0		
			Women	0	0	0	0	0	0	0	0	0	0	0	
			Total	0	0	0	0	0	0	0	0	0	0	0	No
13.0301 Curriculum and Instruction	7 - Master's degree	1	Men	0	0	0	0	0	0	0	0	0	0		
			Women	0	0	0	0	0	0	1	0	0	1		

CIPCODE	Award Level	Major	Gender	Non Resident Alien	Hispanic / Latino	American Indian or Alaska Native	Asian	Black or African American	Native Hawaiian or Other Pacific Islander	White	Two or more Races	Race/ ethnicity unknown	Total	distance education program	
13.0411 Superintendency and Educational System Administration	7 - Master's degree	1	Total	0	0	0	0	0	0	1	0	0	1	No	
			Men	0	0	0	0	0	0	4	0	1	5		
			Women	0	0	0	0	0	0	0	3	0	0	3	
			Total	0	0	0	0	0	0	0	7	0	1	8	No
13.1001 Special Education and Teaching, General	5 - Bachelor's degree	1	Men	0	0	0	0	0	0	7	0	0	7		
			Women	0	1	0	0	0	0	0	35	0	0	36	
			Total	0	1	0	0	0	0	0	42	0	0	43	No
13.1001 Special Education and Teaching, General	7 - Master's degree	1	Men	0	1	0	0	0	0	4	0	0	5		
			Women	1	0	0	0	1	0	27	0	1	30		
			Total	1	1	0	0	1	0	31	0	1	35	No	
13.1101 Counselor Education/School Counseling and Guidance Services	7 - Master's degree	1	Men	0	0	0	0	1	0	9	0	0	10		
			Women	1	0	1	0	0	31	0	0	33			
			Total	1	0	1	0	1	0	40	0	0	43	No	
13.1202 Elementary Education and Teaching	5 - Bachelor's degree	1	Men	0	2	0	0	0	0	13	0	0	15		
			Women	0	3	0	0	1	0	88	2	0	94		
			Total	0	5	0	0	1	0	101	2	0	109	No	
13.1202 Elementary Education and Teaching	5 - Bachelor's degree	2	Men	0	0	0	0	0	0	0	0	0	0		
			Women	0	0	0	0	0	0	2	0	0	2		
			Total	0	0	0	0	0	0	2	0	0	2	No	
13.1210 Early Childhood Education and Teaching	5 - Bachelor's degree	1	Men	0	0	0	0	0	0	2	0	0	2		
			Women	0	2	0	0	0	0	32	1	0	35		
			Total	0	2	0	0	0	0	34	1	0	37	No	
13.1299 Teacher Education and Professional Development, Specific Levels and Methods, Other	7 - Master's degree	1	Men	0	1	0	0	2	0	12	0	0	15		
			Women	1	1	0	2	0	13	0	0	17			
			Total	1	2	0	2	2	0	25	0	0	32	No	
13.1302 Art Teacher Education	5 - Bachelor's degree	1	Men	0	0	0	0	0	0	2	0	0	2		
			Women	0	0	0	0	0	0	2	0	0	2		
			Total	0	0	0	0	0	0	4	0	0	4	No	
13.1303 Business Teacher Education	5 - Bachelor's degree	1	Men	0	0	0	1	0	0	0	0	0	1		
			Women	0	0	0	0	0	0	2	0	0	2		
			Total	0	0	0	1	0	0	2	0	0	3	No	
13.1303 Business Teacher Education	7 - Master's degree	1	Men	0	0	0	0	0	0	4	0	0	4		
			Women	0	0	0	0	0	0	2	0	0	2		
			Total	0	0	0	0	0	0	6	0	0	6	No	
13.1304 Driver and Safety Teacher Education	7 - Master's degree	1	Men	0	0	0	0	0	0	5	0	0	5		
			Women	0	0	0	0	0	0	0	0	0	0		
			Total	0	0	0	0	0	0	5	0	0	5	Yes	
13.1314 Physical Education Teaching and Coaching	5 - Bachelor's degree	1	Men	0	2	0	0	0	0	60	2	0	64		
			Women	0	0	0	0	0	0	36	1	0	37		
			Total	0	2	0	0	0	0	96	3	0	101	No	
15.0701 Occupational Safety and Health Technology/Technician	5 - Bachelor's degree	1	Men	0	0	1	0	2	0	39	1	0	43		
			Women	0	0	0	0	1	0	6	0	0	7		
			Total	0	0	1	0	3	0	45	1	0	50	No	

CIPCODE	Award Level	Major	Gender	Non Resident Alien	Hispanic / Latino	American Indian or Alaska Native	Asian	Black or African American	Native Hawaiian or Other Pacific Islander	White	Two or more Races	Race/ ethnicity unknown	Total	distance education program
15.0701 Occupational Safety and Health Technology/Technician	5 - Bachelor's degree	2	Men	0	0	0	0	0	0	0	0	0	0	
			Women	0	0	0	0	0	0	0	0	0	0	
			Total	0	0	0	0	0	0	0	0	0	0	No
16.0501 German Language and Literature	5 - Bachelor's degree	1	Men	1	0	0	0	0	0	2	0	0	3	
			Women	0	0	0	0	0	0	2	0	0	2	
			Total	1	0	0	0	0	0	4	0	0	5	No
16.0501 German Language and Literature	5 - Bachelor's degree	2	Men	0	0	0	0	0	0	0	0	0	0	
			Women	0	0	0	0	0	0	0	0	0	0	
			Total	0	0	0	0	0	0	0	0	0	0	No
16.0901 French Language and Literature	5 - Bachelor's degree	1	Men	0	0	0	0	0	0	1	0	0	1	
			Women	0	0	0	0	0	0	2	0	0	2	
			Total	0	0	0	0	0	0	3	0	0	3	No
16.0901 French Language and Literature	5 - Bachelor's degree	2	Men	0	0	0	0	0	0	0	0	0	0	
			Women	0	0	0	0	0	0	0	0	0	0	
			Total	0	0	0	0	0	0	0	0	0	0	No
16.0905 Spanish Language and Literature	5 - Bachelor's degree	1	Men	0	0	0	0	0	0	2	0	0	2	
			Women	0	4	0	1	1	0	10	0	0	16	
			Total	0	4	0	1	1	0	12	0	0	18	No
16.0905 Spanish Language and Literature	5 - Bachelor's degree	2	Men	0	1	0	0	0	0	1	0	0	2	
			Women	0	0	0	0	0	0	2	0	0	2	
			Total	0	1	0	0	0	0	3	0	0	4	No
23.0101 English Language and Literature, General	5 - Bachelor's degree	1	Men	0	1	0	0	0	0	15	1	0	17	
			Women	0	3	1	1	0	0	25	0	0	30	
			Total	0	4	1	1	0	0	40	1	0	47	No
23.0101 English Language and Literature, General	5 - Bachelor's degree	2	Men	0	0	0	0	0	0	2	0	0	2	
			Women	0	1	0	0	0	0	1	0	0	2	
			Total	0	1	0	0	0	0	3	0	0	4	No
24.0101 Liberal Arts and Sciences/Liberal Studies	5 - Bachelor's degree	1	Men	0	0	0	0	2	0	13	0	0	15	
			Women	0	2	0	0	0	0	16	0	0	18	
			Total	0	2	0	0	2	0	29	0	0	33	No
24.0101 Liberal Arts and Sciences/Liberal Studies	5 - Bachelor's degree	2	Men	0	0	0	0	0	0	0	0	0	0	
			Women	0	0	0	0	1	0	0	0	0	1	
			Total	0	0	0	0	1	0	0	0	0	1	No
24.0199 Liberal Arts and Sciences, General Studies and Humanities, Other	3 - Associate's degree	1	Men	0	5	0	4	20	0	15	3	0	47	
			Women	0	8	0	5	23	0	23	2	0	61	
			Total	0	13	0	9	43	0	38	5	0	108	No
26.0101 Biology/Biological Sciences, General	5 - Bachelor's degree	1	Men	0	0	0	1	0	0	40	1	0	42	
			Women	0	2	0	0	0	0	49	0	0	51	
			Total	0	2	0	1	0	0	89	1	0	93	No
26.0101 Biology/Biological Sciences, General	5 - Bachelor's degree	2	Men	0	0	0	0	0	0	1	0	0	1	
			Women	0	0	0	0	0	0	0	0	0	0	
			Total	0	0	0	0	0	0	1	0	0	1	No
27.0101 Mathematics, General	5 - Bachelor's degree	1	Men	0	1	0	0	0	0	18	0	0	19	
			Women	0	0	0	1	0	0	14	0	0	15	
			Total	0	1	0	1	0	0	32	0	0	34	No

CIPCODE	Award Level	Major	Gender	Non Resident Alien	Hispanic / Latino	American Indian or Alaska Native	Asian	Black or African American	Native Hawaiian or Other Pacific Islander	White	Two or more Races	Race/ ethnicity unknown	Total	distance education program
27.0101 Mathematics, General	5 - Bachelor's degree	2	Men	0	0	0	0	0	0	0	0	0	0	
			Women	0	0	0	0	0	0	1	0	0	1	
			Total	0	0	0	0	0	0	1	0	0	1	No
30.2001 International/Global Studies	5 - Bachelor's degree	1	Men	2	2	0	0	0	0	5	0	0	9	
			Women	1	1	0	0	0	0	11	0	0	13	
			Total	3	3	0	0	0	0	16	0	0	22	No
30.2001 International/Global Studies	5 - Bachelor's degree	2	Men	0	0	0	0	0	0	0	0	0	0	
			Women	0	0	0	0	0	0	2	0	0	2	
			Total	0	0	0	0	0	0	2	0	0	2	No
30.9999 Multi-/Interdisciplinary Studies, Other	5 - Bachelor's degree	1	Men	0	0	0	0	0	0	1	0	0	1	
			Women	0	0	0	0	0	0	1	0	0	1	
			Total	0	0	0	0	0	0	2	0	0	2	No
30.9999 Multi-/Interdisciplinary Studies, Other	5 - Bachelor's degree	2	Men	0	0	0	0	0	0	0	0	0	0	
			Women	0	0	0	0	0	0	0	0	0	0	
			Total	0	0	0	0	0	0	0	0	0	0	No
40.0501 Chemistry, General	5 - Bachelor's degree	1	Men	0	1	0	0	1	0	15	0	0	17	
			Women	0	0	0	0	2	0	5	0	0	7	
			Total	0	1	0	0	3	0	20	0	0	24	No
40.0501 Chemistry, General	5 - Bachelor's degree	2	Men	0	0	0	0	0	0	1	0	0	1	
			Women	0	0	0	0	0	0	1	1	0	2	
			Total	0	0	0	0	0	0	2	1	0	3	No
40.0801 Physics, General	5 - Bachelor's degree	1	Men	2	0	0	0	0	0	6	0	0	8	
			Women	0	0	0	0	0	0	1	0	0	1	
			Total	2	0	0	0	0	0	7	0	0	9	No
40.0801 Physics, General	5 - Bachelor's degree	2	Men	0	0	0	0	0	0	0	0	0	0	
			Women	0	0	0	0	0	0	0	0	0	0	
			Total	0	0	0	0	0	0	0	0	0	0	No
42.0101 Psychology, General	5 - Bachelor's degree	1	Men	0	1	1	0	2	0	21	1	0	26	
			Women	0	6	0	3	4	0	74	4	0	91	
			Total	0	7	1	3	6	0	95	5	0	117	No
42.0101 Psychology, General	5 - Bachelor's degree	2	Men	0	0	0	0	0	0	0	0	0	0	
			Women	0	1	0	1	0	0	2	1	0	5	
			Total	0	1	0	1	0	0	2	1	0	5	No
42.2805 School Psychology	7 - Master's degree	1	Men	0	0	0	0	0	0	0	0	0	0	
			Women	0	0	0	0	0	1	12	0	0	13	
			Total	0	0	0	0	0	1	12	0	0	13	No
44.0401 Public Administration	5 - Bachelor's degree	1	Men	0	0	0	0	2	0	9	0	0	11	
			Women	0	1	0	0	1	0	5	0	0	7	
			Total	0	1	0	0	3	0	14	0	0	18	No
44.0701 Social Work	5 - Bachelor's degree	1	Men	0	2	0	0	4	1	7	0	0	14	
			Women	0	9	0	2	13	0	88	2	1	115	
			Total	0	11	0	2	17	1	95	2	1	129	No
44.0701 Social Work	5 - Bachelor's degree	2	Men	0	0	0	0	0	0	0	0	0	0	
			Women	0	0	0	0	0	0	1	0	0	1	
			Total	0	0	0	0	0	0	1	0	0	1	No
45.0101		1	Men	0	0	0	0	0	0	1	0	0	1	

CIPCODE	Award Level	Major	Gender	Non Resident Alien	Hispanic / Latino	American Indian or Alaska Native	Asian	Black or African American	Native Hawaiian or Other Pacific Islander	White	Two or more Races	Race/ ethnicity unknown	Total	distance education program
Social Sciences, General	5 - Bachelor's degree		Women	0	0	0	0	0	0	0	0	0	0	
			Total	0	0	0	0	0	0	1	0	0	1	No
45.0401 Criminology	5 - Bachelor's degree	1	Men	0	0	0	0	0	0	8	1	0	9	
			Women	0	1	0	0	0	0	0	0	0	1	
			Total	0	1	0	0	0	0	8	1	0	10	No
45.0601 Economics, General	5 - Bachelor's degree	1	Men	1	1	0	0	0	0	13	0	0	15	
			Women	0	0	0	0	0	0	1	0	0	1	
			Total	1	1	0	0	0	0	14	0	0	16	No
45.0601 Economics, General	5 - Bachelor's degree	2	Men	0	0	0	0	0	0	4	0	0	4	
			Women	0	0	0	0	0	0	0	0	0	0	
			Total	0	0	0	0	0	0	4	0	0	4	No
45.0701 Geography	5 - Bachelor's degree	1	Men	0	0	0	0	0	0	20	0	0	20	
			Women	0	0	0	0	0	0	5	0	0	5	
			Total	0	0	0	0	0	0	25	0	0	25	No
45.0701 Geography	5 - Bachelor's degree	2	Men	0	0	0	0	0	0	0	0	0	0	
			Women	0	0	0	0	0	0	1	0	0	1	
			Total	0	0	0	0	0	0	1	0	0	1	No
45.1001 Political Science and Government, General	5 - Bachelor's degree	1	Men	0	1	0	0	3	0	19	1	1	25	
			Women	0	0	0	1	0	0	14	0	0	15	
			Total	0	1	0	1	3	0	33	1	1	40	No
45.1001 Political Science and Government, General	5 - Bachelor's degree	2	Men	0	0	0	0	1	0	0	0	0	1	
			Women	0	0	0	0	0	0	0	0	0	0	
			Total	0	0	0	0	1	0	0	0	0	1	No
45.1101 Sociology	5 - Bachelor's degree	1	Men	0	1	0	0	2	0	35	0	0	38	
			Women	0	1	0	1	5	0	49	1	0	57	
			Total	0	2	0	1	7	0	84	1	0	95	No
45.1101 Sociology	5 - Bachelor's degree	2	Men	0	0	0	0	0	0	1	0	0	1	
			Women	0	0	0	0	0	0	0	0	0	0	
			Total	0	0	0	0	0	0	1	0	0	1	No
50.0102 Digital Arts	5 - Bachelor's degree	1	Men	0	1	0	1	0	0	34	1	0	37	
			Women	0	0	0	0	0	0	7	0	0	7	
			Total	0	1	0	1	0	0	41	1	0	44	No
50.0102 Digital Arts	5 - Bachelor's degree	2	Men	0	0	0	0	0	0	1	0	0	1	
			Women	0	0	0	0	0	0	0	0	0	0	
			Total	0	0	0	0	0	0	1	0	0	1	No
50.0501 Drama and Dramatics/Theatre Arts, General	5 - Bachelor's degree	1	Men	0	0	0	1	0	0	5	0	0	6	
			Women	0	1	0	0	0	0	9	0	0	10	
			Total	0	1	0	1	0	0	14	0	0	16	No
50.0701 Art/Art Studies, General	5 - Bachelor's degree	1	Men	0	0	0	0	0	0	9	0	1	10	
			Women	2	0	0	0	0	0	26	1	0	29	
			Total	2	0	0	0	0	0	35	1	1	39	No
50.0701 Art/Art Studies, General	5 - Bachelor's degree	2	Men	0	0	0	0	0	0	0	0	0	0	
			Women	0	1	0	0	0	0	0	0	0	1	
			Total	0	1	0	0	0	0	0	0	0	1	No
50.0901		1	Men	0	1	0	0	0	0	12	0	0	13	

CIPCODE	Award Level	Major	Gender	Non Resident Alien	Hispanic / Latino	American Indian or Alaska Native	Asian	Black or African American	Native Hawaiian or Other Pacific Islander	White	Two or more Races	Race/ ethnicity unknown	Total	distance education program
Music, General	5 - Bachelor's degree		Women	0	0	0	0	1	0	15	0	0	16	
			Total	0	1	0	0	1	0	27	0	0	29	No
50.0901 Music, General	5 - Bachelor's degree	2	Men	0	0	0	0	0	0	0	0	0	0	
			Women	0	0	0	0	0	0	0	0	0	0	
			Total	0	0	0	0	0	0	0	0	0	0	No
51.0201 Communication Sciences and Disorders, General	5 - Bachelor's degree	1	Men	0	0	0	0	0	0	0	0	0	0	
			Women	0	0	0	0	0	0	17	1	0	18	
			Total	0	0	0	0	0	0	17	1	0	18	No
51.0201 Communication Sciences and Disorders, General	7 - Master's degree	1	Men	0	0	0	0	0	0	0	0	0	0	
			Women	0	0	0	0	0	0	13	0	0	13	
			Total	0	0	0	0	0	0	13	0	0	13	No
52.0101 Business/Commerce, General	5 - Bachelor's degree	1	Men	0	3	0	0	1	0	21	0	0	25	
			Women	1	0	0	1	0	27	1	0	30		
			Total	1	3	0	1	1	0	48	1	0	55	No
52.0101 Business/Commerce, General	7 - Master's degree	1	Men	12	4	1	5	6	0	84	1	2	115	
			Women	4	0	0	4	5	0	46	0	0	59	
			Total	16	4	1	9	11	0	130	1	2	174	No
52.0101 Business/Commerce, General	5 - Bachelor's degree	2	Men	0	0	0	0	0	0	1	0	0	1	
			Women	0	0	0	0	0	0	0	0	0	0	
			Total	0	0	0	0	0	0	1	0	0	1	No
52.0201 Business Administration and Management, General	5 - Bachelor's degree	1	Men	1	0	0	1	1	0	49	1	0	53	
			Women	0	0	0	1	0	0	34	0	0	35	
			Total	1	0	0	2	1	0	83	1	0	88	No
52.0201 Business Administration and Management, General	5 - Bachelor's degree	2	Men	0	1	0	0	0	0	2	0	0	3	
			Women	0	0	0	0	0	0	1	0	0	1	
			Total	0	1	0	0	0	0	3	0	0	4	No
52.0204 Office Management and Supervision	5 - Bachelor's degree	1	Men	0	2	0	1	1	0	36	0	0	40	
			Women	0	0	0	2	0	0	5	0	0	7	
			Total	0	2	0	3	1	0	41	0	0	47	No
52.0204 Office Management and Supervision	5 - Bachelor's degree	2	Men	0	0	0	0	0	0	2	0	0	2	
			Women	0	0	0	0	0	0	0	0	0	0	
			Total	0	0	0	0	0	0	2	0	0	2	No
52.0205 Operations Management and Supervision	5 - Bachelor's degree	1	Men	2	0	1	0	1	0	25	0	0	29	
			Women	0	0	0	0	0	0	10	0	0	10	
			Total	2	0	1	0	1	0	35	0	0	39	No
52.0205 Operations Management and Supervision	5 - Bachelor's degree	2	Men	0	0	0	0	0	0	0	0	0	0	
			Women	0	0	0	0	0	0	0	0	0	0	
			Total	0	0	0	0	0	0	0	0	0	0	No
52.0301 Accounting	5 - Bachelor's degree	1	Men	0	1	0	1	1	0	68	1	0	72	
			Women	3	0	0	4	1	0	45	1	0	54	
			Total	3	1	0	5	2	0	113	2	0	126	No
52.0301 Accounting	7 - Master's degree	1	Men	2	2	1	1	0	0	41	0	0	47	
			Women	5	0	1	2	0	0	30	0	0	38	
			Total	7	2	2	3	0	0	71	0	0	85	No
52.0301		2	Men	0	0	0	1	1	0	10	0	0	12	

CIPCODE	Award Level	Major	Gender	Non Resident Alien	Hispanic / Latino	American Indian or Alaska Native	Asian	Black or African American	Native Hawaiian or Other Pacific Islander	White	Two or more Races	Race/ ethnicity unknown	Total	distance education program
Accounting	5 - Bachelor's degree		Women	0	0	0	0	0	0	5	0	0	5	
			Total	0	0	0	1	1	0	15	0	0	17	No
52.0701 Entrepreneurship/Entrepreneurial Studies	5 - Bachelor's degree	1	Men	0	0	0	0	0	0	15	0	0	15	
			Women	0	0	0	0	0	0	5	0	0	5	
			Total	0	0	0	0	0	0	20	0	0	20	No
52.0701 Entrepreneurship/Entrepreneurial Studies	5 - Bachelor's degree	2	Men	0	0	0	0	0	0	0	0	0	0	
			Women	0	0	0	0	0	0	0	0	0	0	
			Total	0	0	0	0	0	0	0	0	0	0	No
52.0801 Finance, General	5 - Bachelor's degree	1	Men	3	4	0	2	4	0	81	2	0	96	
			Women	1	0	0	1	1	0	20	2	0	25	
			Total	4	4	0	3	5	0	101	4	0	121	No
52.0801 Finance, General	5 - Bachelor's degree	2	Men	0	0	0	0	0	0	12	0	0	12	
			Women	1	0	0	1	0	0	9	0	0	11	
			Total	1	0	0	1	0	0	21	0	0	23	No
52.1001 Human Resources Management/Personnel Administration, General	5 - Bachelor's degree	1	Men	0	0	0	0	0	0	5	1	0	6	
			Women	0	3	0	0	1	0	29	2	1	36	
			Total	0	3	0	0	1	0	34	3	1	42	No
52.1001 Human Resources Management/Personnel Administration, General	5 - Bachelor's degree	2	Men	0	0	0	0	0	0	0	0	0	0	
			Women	0	0	0	0	0	0	1	0	0	1	
			Total	0	0	0	0	0	0	1	0	0	1	No
52.1101 International Business/Trade/Commerce	5 - Bachelor's degree	1	Men	0	0	0	3	0	0	3	0	0	6	
			Women	0	2	0	0	0	0	3	0	0	5	
			Total	0	2	0	3	0	0	6	0	0	11	No
52.1401 Marketing/Marketing Management, General	5 - Bachelor's degree	1	Men	0	2	0	0	1	0	59	0	0	62	
			Women	1	2	0	0	0	0	39	1	0	43	
			Total	1	4	0	0	1	0	98	1	0	105	No
52.1401 Marketing/Marketing Management, General	5 - Bachelor's degree	2	Men	0	0	0	0	0	0	3	0	0	3	
			Women	0	0	0	0	0	0	3	0	0	3	
			Total	0	0	0	0	0	0	6	0	0	6	No
52.9999 Business, Management, Marketing, and Related Support Services, Other	5 - Bachelor's degree	1	Men	0	0	0	0	0	0	8	1	0	9	
			Women	0	0	0	1	0	0	5	0	0	6	
			Total	0	0	0	1	0	0	13	1	0	15	No
52.9999 Business, Management, Marketing, and Related Support Services, Other	5 - Bachelor's degree	2	Men	0	0	0	0	0	0	0	0	0	0	
			Women	0	0	0	0	0	0	0	0	0	0	
			Total	0	0	0	0	0	0	0	0	0	0	No
54.0101 History, General	5 - Bachelor's degree	1	Men	0	0	0	0	0	0	23	0	0	23	
			Women	0	0	0	0	1	0	6	0	0	7	
			Total	0	0	0	0	1	0	29	0	0	30	No
54.0101 History, General	5 - Bachelor's degree	2	Men	0	0	0	0	0	0	2	0	0	2	
			Women	0	0	0	0	0	0	0	0	0	0	
			Total	0	0	0	0	0	0	2	0	0	2	No

Completions: total by first major

99.0000 Summary Grand Totals	Award Level	Nonresident alien	Hispanic Latino	American Indian or Alaska Native	Asian	Black or African American	Native Hawaiian or Other Pacific Islander	White	Two or more Races	Race/ethnicity unknown	Total	PY Total
Associate's degree	3											
Men		0	5	0	4	20	0	15	3	0	47	31
Women		0	8	0	5	23	0	23	2	0	61	53
Total		0	13	0	9	43	0	38	5	0	108	84
Bachelor's degree	5											
Men		13	34	3	13	30	1	921	16	3	1034	1000
Women		10	52	1	20	35	0	972	25	2	1117	1134
Total		23	86	4	33	65	1	1893	41	5	2151	2134
Master's degree	7											
Men		14	8	2	6	9	0	164	1	3	207	216
Women		12	1	2	8	6	1	179	0	1	210	222
Total		26	9	4	14	15	1	343	1	4	417	438

Grand Total Men		27	47	5	23	59	1	1100	20	6	1288	1247
Grand Total Women		22	61	3	33	64	1	1174	27	3	1388	1409
Grand Total		49	108	8	56	123	2	2274	47	9	2676	2656

PY Grand Total Men		55	37	3	31	54	2	1045	12	8		1247
PY Grand Total Women		28	57	0	25	65	1	1208	20	5		1409
PY Grand Total		83	94	3	56	119	3	2253	32	13		2656

Completions: total by second major

99.0000 Summary Grand Totals	Award Level	Nonresident alien	Hispanic Latino	American Indian or Alaska Native	Asian	Black or African American	Native Hawaiian or Other Pacific Islander	White	Two or more Races	Race/ethnicity unknown	Total	PY Total
Bachelor's degree	5											
Men		0	2	0	1	2	0	45	0	0	50	66
Women		1	3	0	2	1	0	33	2	0	42	44

99.0000 Summary Grand Totals	Award Level	Nonresident alien	Hispanic Latino	American Indian or Alaska Native	Asian	Black or African American	Native Hawaiian or Other Pacific Islander	White	Two or more Races	Race/ethnicity unknown	Total	PY Total
Total		1	5	0	3	3	0	78	2	0	92	110

Grand Total Men		0	2	0	1	2	0	45	0	0	50	66
Grand Total Women		1	3	0	2	1	0	33	2	0	42	44
Grand Total		1	5	0	3	3	0	78	2	0	92	110

PY Grand Total Men		0	0	0	0	2	0	62	1	1		66
PY Grand Total Women		0	2	0	0	0	0	42	0	0		44
PY Grand Total		0	2	0	0	2	0	104	1	1		110

All Completers

Institutions must report the following information. (Some data will be pre-populated from the completions by CIP code data.)

All Completers

Number of students by gender and race and ethnicity earning an award between July 1, 2014 and June 30, 2015. Count each student only once, regardless of how many awards he/she earned. The intent of this screen is to collect an unduplicated count of total numbers of *completers*.

- Report Hispanic/Latino individuals of any race as Hispanic/Latino
- Report race for non-Hispanic/Latino individuals only

	Men		Women		Total Students
	Number of Students	Total Awards	Number of Students	Total Awards	
<u>Nonresident alien</u>	27	27	22	22	49
<u>Hispanic/Latino</u>	47	47	60	61	107
<u>American Indian or Alaska Native</u>	5	5	3	3	8
<u>Asian</u>	23	23	31	33	54
<u>Black or African American</u>	57	59	61	64	118
<u>Native Hawaiian or Other Pacific Islander</u>	1	1	1	1	2
<u>White</u>	1,089	1,100	1,159	1,174	2,248
<u>Two or more races</u>	19	20	27	27	46
<u>Race and ethnicity unknown</u>	6	6	3	3	9
TOTAL	1,274	1,288	1,367	1,388	2,641
PY TOTAL	1,231		1,396		2,627

Completers by Level

Institutions must report the following information. This screen will be shown for each of the following award categories for which completions have been reported:

- Less than 1-year certificates
- At least 1 but less than 4-year certificates
- Associate's degrees
- Bachelor's degrees
- Master's degrees
- Doctor's degrees
- Postbaccalaureate and post-master's certificates

Associate's degrees

Number of students by gender, by race and ethnicity, and by age earning this award between July 1, 2014 and June 30, 2015. Each student should be counted once per award level. For example, if a student earned a master's degree and a doctor's degree, he/she should be counted once in master's and once in doctor's. A student earning two master's degrees should be counted only once.

- Report Hispanic/Latino individuals of any race as Hispanic/Latino
- Report race for non-Hispanic/Latino individuals only


	Number of Students	Total Awards
By Gender		
Men	<input type="text" value="47"/>	47
Women	<input type="text" value="61"/>	61
TOTAL	108	108
PY TOTAL	84	

By Race/Ethnicity

<u>Nonresident alien</u>	<input type="text" value="0"/>	0
<u>Hispanic/Latino</u>	<input type="text" value="13"/>	13
<u>American Indian or Alaska Native</u>	<input type="text" value="0"/>	0
<u>Asian</u>	<input type="text" value="9"/>	9
<u>Black or African American</u>	<input type="text" value="43"/>	43
<u>Native Hawaiian or Other Pacific Islander</u>	<input type="text" value="0"/>	0

<u>White</u>	<input type="text" value="38"/>	38
Two or more races	<input type="text" value="5"/>	5
<u>Race and ethnicity unknown</u>	<input type="text" value="0"/>	0
TOTAL	108	108



 **By Age**

Under 18	<input type="text" value="0"/>	
18-24	<input type="text" value="94"/>	
25-39	<input type="text" value="10"/>	
40 and Above	<input type="text" value="4"/>	
Age Unknown	<input type="text" value="0"/>	
TOTAL	108	108

Completers by Level

Institutions must report the following information. This screen will be shown for each of the following award categories for which completions have been reported:

- Less than 1-year certificates
- At least 1 but less than 4-year certificates
- Associate's degrees
- Bachelor's degrees
- Master's degrees
- Doctor's degrees
- Postbaccalaureate and post-master's certificates

Bachelor's degrees

Number of students by gender, by race and ethnicity, and by age earning this award between July 1, 2014 and June 30, 2015. Each student should be counted once per award level. For example, if a student earned a master's degree and a doctor's degree, he/she should be counted once in master's and once in doctor's. A student earning two master's degrees should be counted only once.

- Report Hispanic/Latino individuals of any race as Hispanic/Latino
- Report race for non-Hispanic/Latino individuals only

	Number of Students	Total Awards
By Gender		
Men	1,024	1,034
Women	1,100	1,117
TOTAL	2,124	2,151
PY TOTAL	2,116	

By Race/Ethnicity

<u>Nonresident alien</u>	23	23
<u>Hispanic/Latino</u>	85	86
<u>American Indian or Alaska Native</u>	4	4
<u>Asian</u>	32	33
<u>Black or African American</u>	64	65
<u>Native Hawaiian or Other Pacific Islander</u>	1	1

<u>White</u>	<input type="text" value="1,870"/>	1,893
Two or more races	<input type="text" value="40"/>	41
<u>Race and ethnicity unknown</u>	<input type="text" value="5"/>	5
TOTAL	2,124	2,151

--	--	--

By Age		
Under 18	<input type="text" value="0"/>	
18-24	<input type="text" value="1,771"/>	
25-39	<input type="text" value="306"/>	
40 and Above	<input type="text" value="46"/>	
Age Unknown	<input type="text" value="1"/>	
TOTAL	2,124	2,151

Completers by Level

Institutions must report the following information. This screen will be shown for each of the following award categories for which completions have been reported:

- Less than 1-year certificates
- At least 1 but less than 4-year certificates
- Associate's degrees
- Bachelor's degrees
- Master's degrees
- Doctor's degrees
- Postbaccalaureate and post-master's certificates

Master's degrees

Number of students by gender, by race and ethnicity, and by age earning this award between July 1, 2014 and June 30, 2015. Each student should be counted once per award level. For example, if a student earned a master's degree and a doctor's degree, he/she should be counted once in master's and once in doctor's. A student earning two master's degrees should be counted only once.


- Report Hispanic/Latino individuals of any race as Hispanic/Latino
- Report race for non-Hispanic/Latino individuals only


	Number of Students	Total Awards
By Gender		
Men	<input type="text" value="207"/>	207
Women	<input type="text" value="210"/>	210
TOTAL	417	417
PY TOTAL	438	

By Race/Ethnicity

<u>Nonresident alien</u>	<input type="text" value="26"/>	26
<u>Hispanic/Latino</u>	<input type="text" value="9"/>	9
<u>American Indian or Alaska Native</u>	<input type="text" value="4"/>	4
<u>Asian</u>	<input type="text" value="14"/>	14
<u>Black or African American</u>	<input type="text" value="15"/>	15
<u>Native Hawaiian or Other Pacific Islander</u>	<input type="text" value="1"/>	1

<u>White</u>	<input type="text" value="343"/>	343
Two or more races	<input type="text" value="1"/>	1
<u>Race and ethnicity unknown</u>	<input type="text" value="4"/>	4
TOTAL	417	417



 **By Age**

Under 18	<input type="text" value="0"/>	
18-24	<input type="text" value="134"/>	
25-39	<input type="text" value="238"/>	
40 and Above	<input type="text" value="43"/>	
Age Unknown	<input type="text" value="2"/>	
TOTAL	417	417

Summary

IPEDS collects important information regarding your institution. All data reported in IPEDS survey components become available in the IPEDS Data Center and appear as aggregated data in various Department of Education reports. Additionally, some of the reported data appears specifically for your institution through the College Navigator website and is included in your institution's Data Feedback Report (DFR). The purpose of this summary is to provide you an opportunity to view some of the data that, when accepted through the IPEDS quality control process, will appear on the College Navigator website and/or your DFR. College Navigator is updated approximately three months after the data collection period closes and Data Feedback Reports will be available through the [Data Center](#) and sent to your institution's CEO in November 2016.

Please review your data for accuracy. If you have questions about the data displayed below after reviewing the data reported on the survey screens, please contact the IPEDS Help Desk at: 1-877-225-2568 or ipedshelp@rti.org.

Summary of Completions Data

Award Level	Number of Completions	
	1 st major	2 nd major
Associate's degree	108	0
Bachelors degree or equivalent	2,151	92
Master's degree	417	0
Total number of degrees and certificates	2,676	

Summary of Completers Data

	Number of Students		
	Men	Women	Total
All Completers	1,274	1,367	2,641

Completions

University of Wisconsin-Whitewater (240189)

Source	Description	Severity	Resolved	Options
Global Edits				
Perform Edits	Your institution reported offering award level(s) (18) in the prior year IC Header survey, but you did not report offering any programs at this level here. Please correct your data or explain the discrepancy. (Error #10528)	Explanation	Yes	
Reason:	The completions data have been verified and are correct. In 2014-15 there were no completions at this award level (18).			
Perform Edits	Your institution reported in the prior year Institutional Characteristics survey that it offers undergraduate distance education opportunities (courses and/or programs), but you did not respond "Yes" to the distance education program question for any CIP code (award levels 1 to 5). Please correct your data or explain if your institution does not offer full programs via distance education. (Error #10585)	Explanation	Yes	
Reason:	The IC Survey is correct. No completions were awarded in undergraduate distance education programs during 2014-15.			
Perform Edits	Current year completions (47) are outside the expected range when compared to completions reported in the prior year (31) for: Men, 2-digit field (24), award level (3). Please correct your data or explain. (Error #10504)	Explanation	Yes	
Reason:	Data verified, and are correct as entered.			
Perform Edits	Current year completions (18) are outside the expected range when compared to completions reported in the prior year (38) for: Women, 2-digit field (51), award level (5). Please correct your data or explain. (Error #10505)	Explanation	Yes	
Reason:	Data verified, and are correct as entered.			