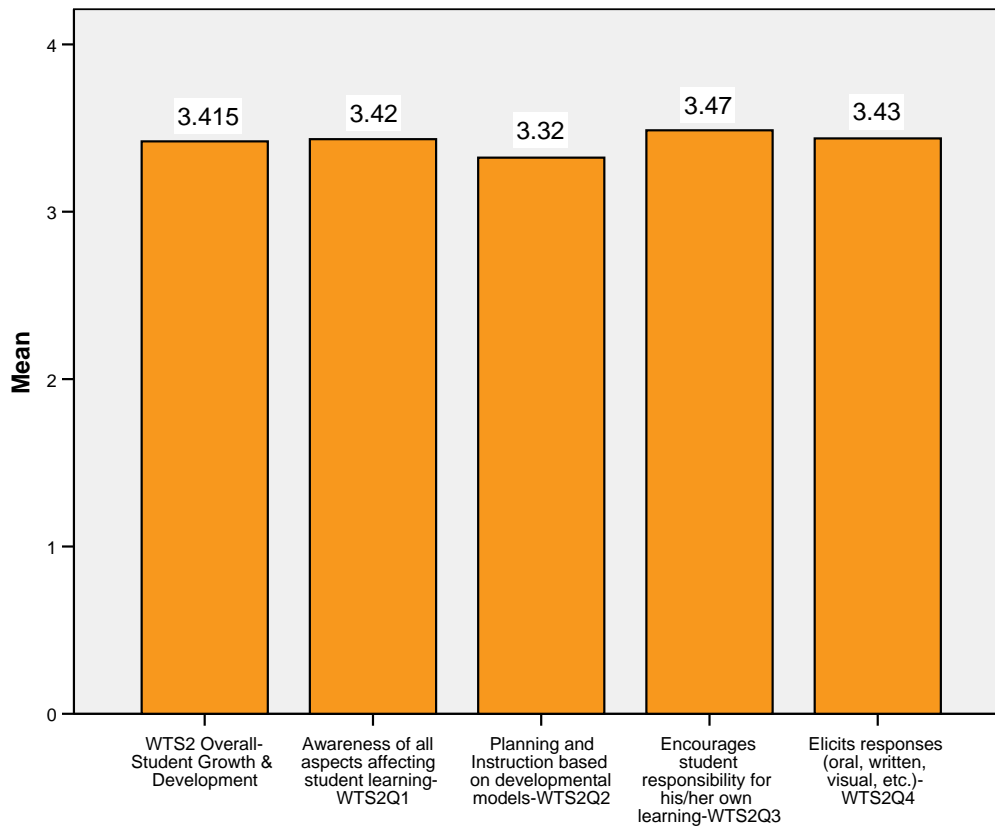
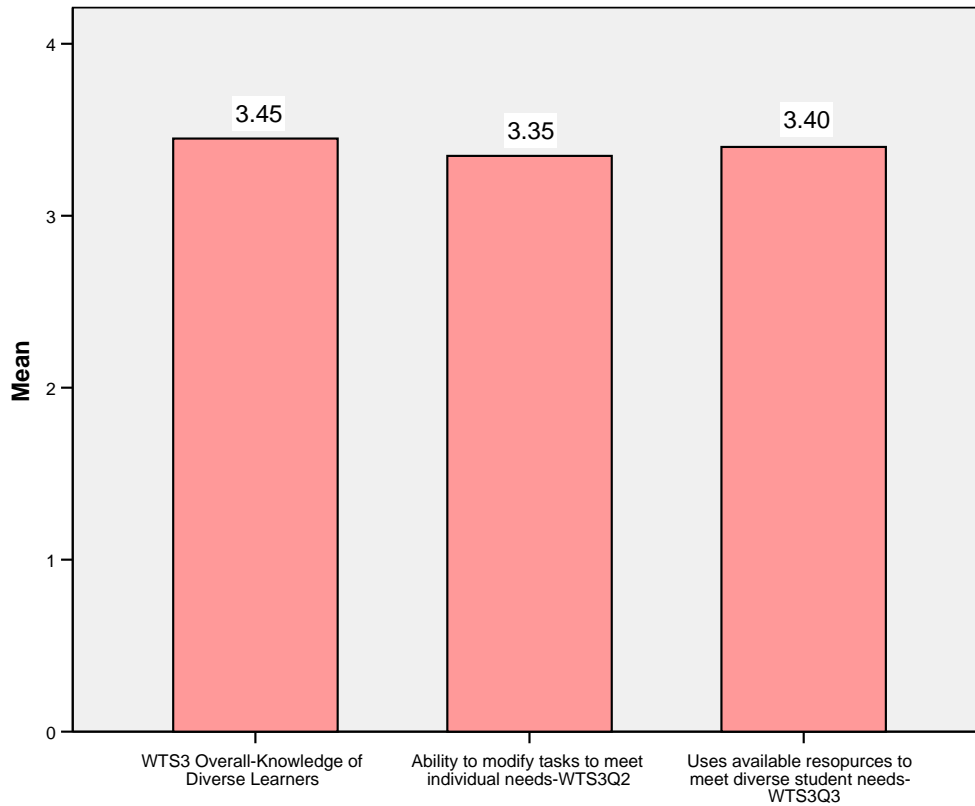


Spring 2007 Final Evaluation (Cooperating Teacher) - WTS 2**Descriptive Statistics**

	N	Minimum	Maximum	Mean	Std. Deviation
WTS2 Overall-Student Growth & Development	116	2.38	4.00	3.4153	.44025
Awareness of all aspects affecting student learning-WTS2Q1	116	2	4	3.42	.526
Planning and Instruction based on developmental models-WTS2Q2	113	2	4	3.32	.495
Encourages student responsibility for his/her own learning-WTS2Q3	116	2	4	3.47	.479
Elicits responses (oral, written, visual, etc.)-WTS2Q4	116	2	4	3.43	.503

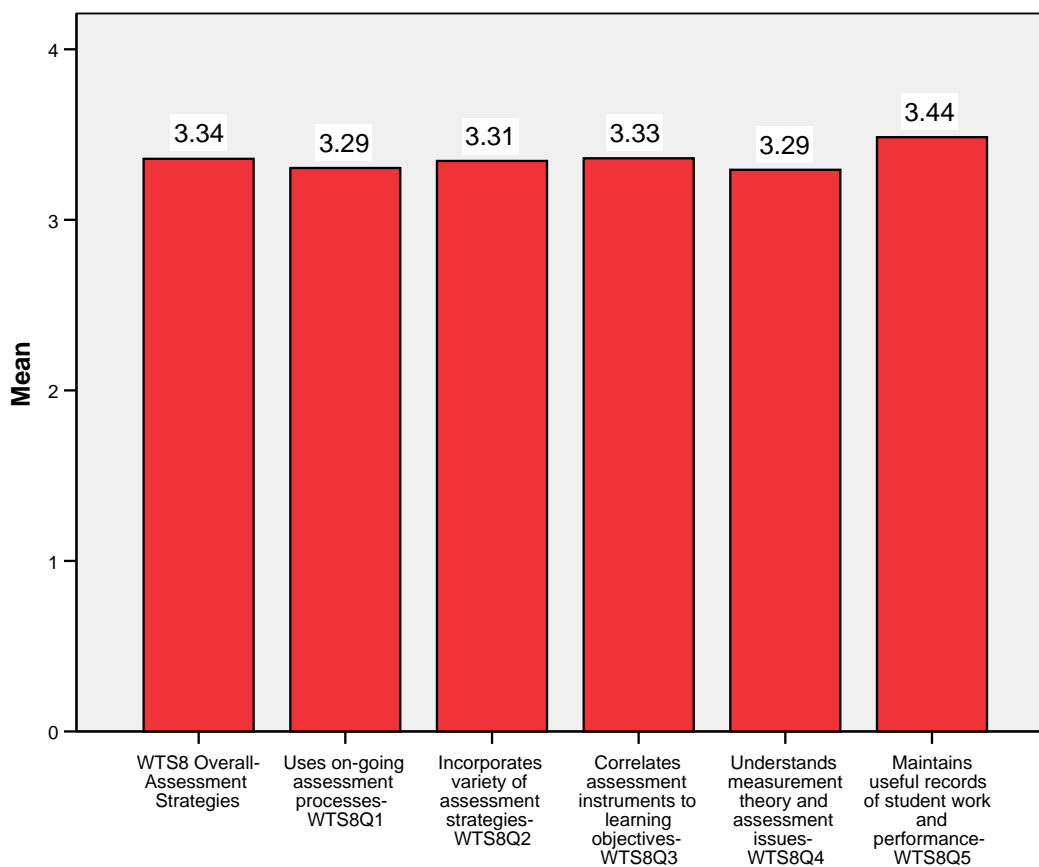
Spring 2007 Final Evaluation (Cooperating Teacher) - WTS 3



Descriptive Statistics

	N	Minimum	Maximum	Mean	Std. Deviation
WTS3 Overall-Knowledge of Diverse Learners	115	2.40	4.00	3.4489	.40602
Ability to modify tasks to meet individual needs-WTS3Q2	115	1.5	4.0	3.348	.5094
Uses available resources to meet diverse student needs-WTS3Q3	115	1.5	4.0	3.400	.5096

Spring 2007 Final Evaluation (Cooperating Teacher) - WTS 8



Descriptive Statistics

	N	Minimum	Maximum	Mean	Std. Deviation
WTS8 Overall-Assessment Strategies	115	2.40	4.00	3.3402	.42449
Uses on-going assessment processes-WTS8Q1	113	3	4	3.29	.462
Incorporates variety of assessment strategies-WTS8Q2	115	2.5	4.0	3.311	.4583
Correlates assessment instruments to learning objectives-WTS8Q3	114	2	4	3.33	.487
Understands measurement theory and assessment issues-WTS8Q4	97	2	4	3.29	.466
Maintains useful records of student work and performance-WTS8Q5	113	2	4	3.44	.492