

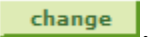
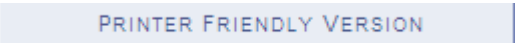


How Do I? View My Grades


Access WINS

- ▶ **Click** on **WINS** on Whitewater's home page at www.uww.edu
- ▶ Sign into WINS
- ▶ **Click** on **Student Center**.

Accessing your Grades

1. From your **Student Center** page, **click** on **Grades**.
2. Select the **term** that you are wanting to view and **click** .
3. Your grades should appear.
4. Your Term Statistics and Cumulative Statistics should appear.
5. Click on  to print a copy of your grades.

Things to Remember

- ▶ If a class does not show a grade, then the Instructor has not yet posted the grade.
- ▶ If you feel there is an error with your grade, contact your Instructor.
- ▶ Select from the "go to..." dropdown to navigate to the Student Center, My Class Schedule or Account Inquiry. Click .
- ▶ **Be sure to sign out of WINS to end your session**

Before closing your web browser, sign out of WINS by clicking on **Sign out**, located in the top right corner of your page.