
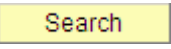






## How Do I? View Student Groups by Student

(See a list of Students in a Group)

1. **Sign in to WINS.**
2. **Click on Records and Enrollment.**
3. **Click on Career and Program Information.**
4. **Click on View Student Groups by Student.**
5. **Enter** the Student Group code you would like to view.  can be used to lookup the code.
6. **Click** . If necessary select the Student Group from the Search Results Grid.
7. **Click** .

### Notes:

- The student group list can be narrowed down by using dropdown values from the Select Effective Dates and Range Selection fields.
- Results can be sorted by clicking on the heading of the column.
- Click on the Detail link to view the individuals Student Groups page.
- The search results can be downloaded to Excel by clicking .