



How do I? View a Student's Advising Report/ Degree Progress (AR)

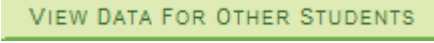
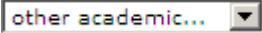

Version 9.0

Access WINS

▶ **Click** on **WINS** on UW-Whitewater's home page at www.uww.edu

▶ Sign into WINS

Accessing Advising Reports/ Degree Progress

1. **Click** on **Self Service**.
2. **Click** on **View My Advisees**.
3. **Locate** your Advisee and **click** **View Student Details** or , located at the bottom of page.
4. **Click** on the dropdown arrow .
5. **Select Degree Progress Report**.
6. **Click the Go button** .
7. **Select Univ of Wisconsin – Whitewater for Academic Institution**.

8. **Select ADVIS** for Report Type.

9. **Select** 

Things to Remember

▶ To view information for another Advisee **Click** on **View My Advisees** located in the menu on the left.