

Today's play is:


Today's date is:

My age:

I went to the play with:

To get here I rode in a:

Before the play: Draw a picture of what you imagine you will see at the theatre.





After the play: Write your review of today's show.

I liked:

I didn't like or didn't understand:

One question I have is:

After the play: Who was your favorite character from the play? Sketch him/her here.

5

Before the play: Draw pictures or symbols to help you remember the rules of theatre etiquette. 1) Listen attentively; 2) Respect the personal space of others; 3) Dispose of gum and candy; 4) Participate when appropriate; 5) Produce only positive energy!

2



Find out what's cooking in Strega Nona's magic pasta pot on November 17, 2010!

HORIZONS SCHEDULE OF EVENTS

Harold and the Purple Crayon – Wed. Oct. 6, 2010
Lyle, Lyle, Crocodile – Mon. Oct. 11, 2010
Butterfly: The Story of a Life Cycle – Fri. Oct. 15, 2010
Duck for President – Mon. Nov. 1, 2010
Strega Nona: The Musical – Wed. Nov. 17, 2010
The Nutcracker – Fri. Dec. 10, 2010
I Have a Dream – Jan. 27, 2011
Three Classics by Mercer Mayer – Tues. Feb. 1, 2011
Doktor Kaboom! – Tues. Feb. 8, 2011
The Very Hungry Caterpillar – Mon. March 7, 2011
Junie B. Jones – Wed. March 9, 2011
Edgar Allan Poe's Tales of Terror – Thurs. April 7, 2011
Stuart Little – Tues. April 12, 2011
Click, Clack, Moo – Fri. May 6, 2011

My Theatre Journal

Young Auditorium
Horizons School Matinee Series
Since 1985



Theatre Journal Directions

Teachers:

- 1) Print the Theatre Journal pdf document (5 pages)
- 2) Remove this directions page
- 3) Place pages in the following order:
 - A. Front and back cover
 - B. Pages 1 and 6
 - C. Pages 5 and 2
 - D. Pages 3 and 4
- 4) Turn pages 1 and 6 upside down
- 5) Turn pages 3 and 4 upside down
(These pages will be right-side up when printed)
- 6) Print enough copies for your class 1→2 sided
- 7) Fold in half to create booklets; center staple to create sturdier documents

Theatre Journal Directions

Students:

- 1) Write your name on the front cover of the booklet
- 2) Fill in the information on page 1 and follow directions for activities on pages 2 and 3 before you see the play at Young Auditorium.
- 3) Follow the directions to complete pages 4, 5, and 6 after you see the play.