

Today's play is:


Today's date is:

My age:

I went to the play with:

To get here I rode in a:

Before the play: Draw a picture of what you imagine you will see at the theatre.





After the play: Write your review of today's show.

I liked:

I didn't like or didn't understand:

One question I have is:

After the play: Who was your favorite character from the play? Sketch him/her here.

5

Before the play: Draw pictures or symbols to help you remember the rules of theatre etiquette. 1) Listen attentively; 2) Respect the personal space of others; 3) Dispose of gum and candy; 4) Participate when appropriate; 5) Produce only positive energy!

2



Two Beams Productions' JAMES AND THE GIANT PEACH
Illustration by Leo Morehan


Join James and his friends for a one-of-a-kind adventure on Tuesday, February 24, 2009!

HORIZONS SCHEDULE OF EVENTS

The Comedy of Errors – October 16, 2008
Charlotte's Web – November 10, 2008
Apollo: To the Moon – November 21, 2008
Magic Tree House – November 25, 2008
If You Give a Pig a Party – December 9, 2008
The Nutcracker – December 12, 2008
Four Score and Seven Years Ago – January 20, 2009
Seussical – February 3, 2009
Super Scientific Circus – February 18, 2009
Creole for Kidz – February 20, 2009
James and the Giant Peach – February 24, 2009
Nate the Great – March 9, 2009
Harriet Tubman – April 2, 2009
To Kill a Mockingbird – April 29, 2009
Junie B. Jones – May 8, 2009

My Theatre Journal

Young Auditorium
Horizons School Matinee Series
Since 1985



Theatre Journal Directions

Teachers:

- 1) Print the Theatre Journal pdf document (5 pages)
- 2) Remove this directions page
- 3) Place pages in the following order:
 - A. Front and back cover
 - B. Pages 1 and 6
 - C. Pages 5 and 2
 - D. Pages 3 and 4
- 4) Turn pages 1 and 6 upside down
- 5) Turn pages 3 and 4 upside down
(These pages will be right-side up when printed)
- 6) Print enough copies for your class 1→2 sided
- 7) Fold in half to create booklets; center staple to create sturdier documents

Theatre Journal Directions

Students:

- 1) Write your name on the front cover of the booklet
- 2) Fill in the information on page 1 and follow directions for activities on pages 2 and 3 before you see the play at Young Auditorium.
- 3) Follow the directions to complete pages 4, 5, and 6 after you see the play.