


# Using the Kurzweil Firefly App-Basics

## Logging into Firefly With Your User ID

1. Tap the firefly button on your iPad screen to open the app.



The login screen is displayed:

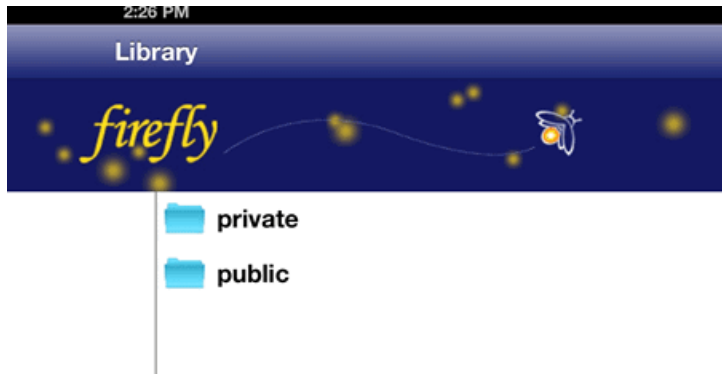


2. Enter your **Username** and **Password**

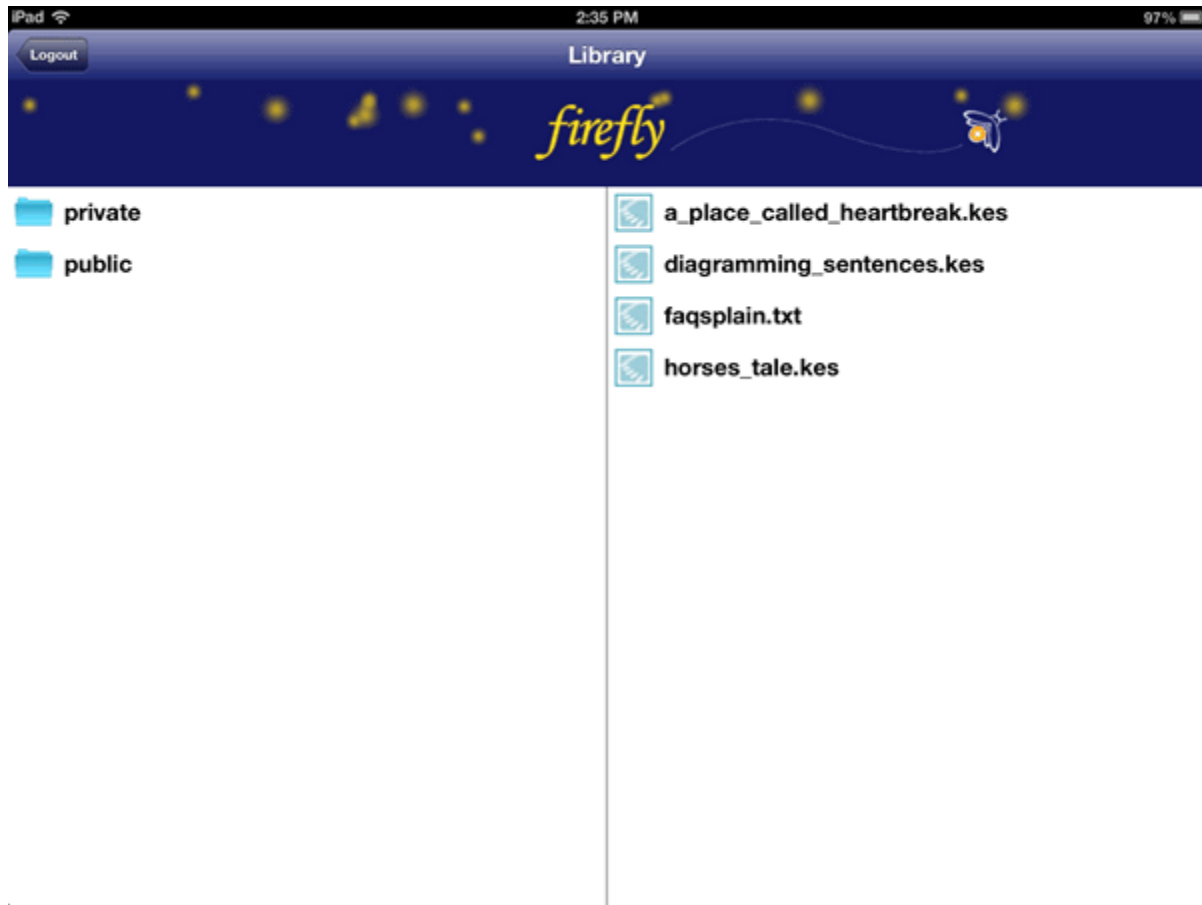
3. Tap **Log In** button.

# Using the Kurzweil Firefly App-Basics

Your Public and Private folders are displayed in the right panel:



4. Tap the folder that you want to open. A list of Kurzweil books or files are displayed in the right panel.



4. Tap the item that you want to open and read. It is displayed on the screen for you to read.

# Using the Kurzweil Firefly App-Basics

## Reading Documents in Firefly

After you have selected a document to read, it opens in the reading window:

1. Tap to return to the Library

2. Tap to go back to the previous reading unit.

3. Tap to Start Reading (Tap again to Stop - the Play button changes to a Stop button).

4. Tap to advance the next reading unit.

5. Tap to open the Options panel

**A Horse's Tale**  
By Mark Twain

SOLDIER BOY - PRIVATELY TO HIMSELF

I am Buffalo Bill's horse. I have spent my life under his saddle - with him in it, too, and he is good for two hundred pounds, without his clothes; and there is no telling how much he does weigh when he is out on the war-path and has his batteries belted on. He is over six feet, is young, hasn't an ounce of waste flesh, is straight, graceful, springy in his motions, quick as a cat, and has a handsome face, and black hair dangling down on his shoulders, and is beautiful to look at; and nobody is braver than he is, and nobody is stronger, except myself. Yes, a person that doubts that he is fine to see should see him in his beaded buck-skins, on my back and his rifle peeping above his shoulder, chasing a hostile trail, with me going like the wind and his hair streaming out behind from the shelter of his broad slouch. Yes, he is a sight to look at then - and I'm part of it myself.

I am his favorite horse, out of dozens. Big as he is, I have carried him eighty-one miles between nightfall and sunrise on the scout; and I am good for fifty, day in and day out, and all the time. I am not large, but I am built on a business basis. I have carried him thousands and thousands of miles on scout duty for the army, and there's not a

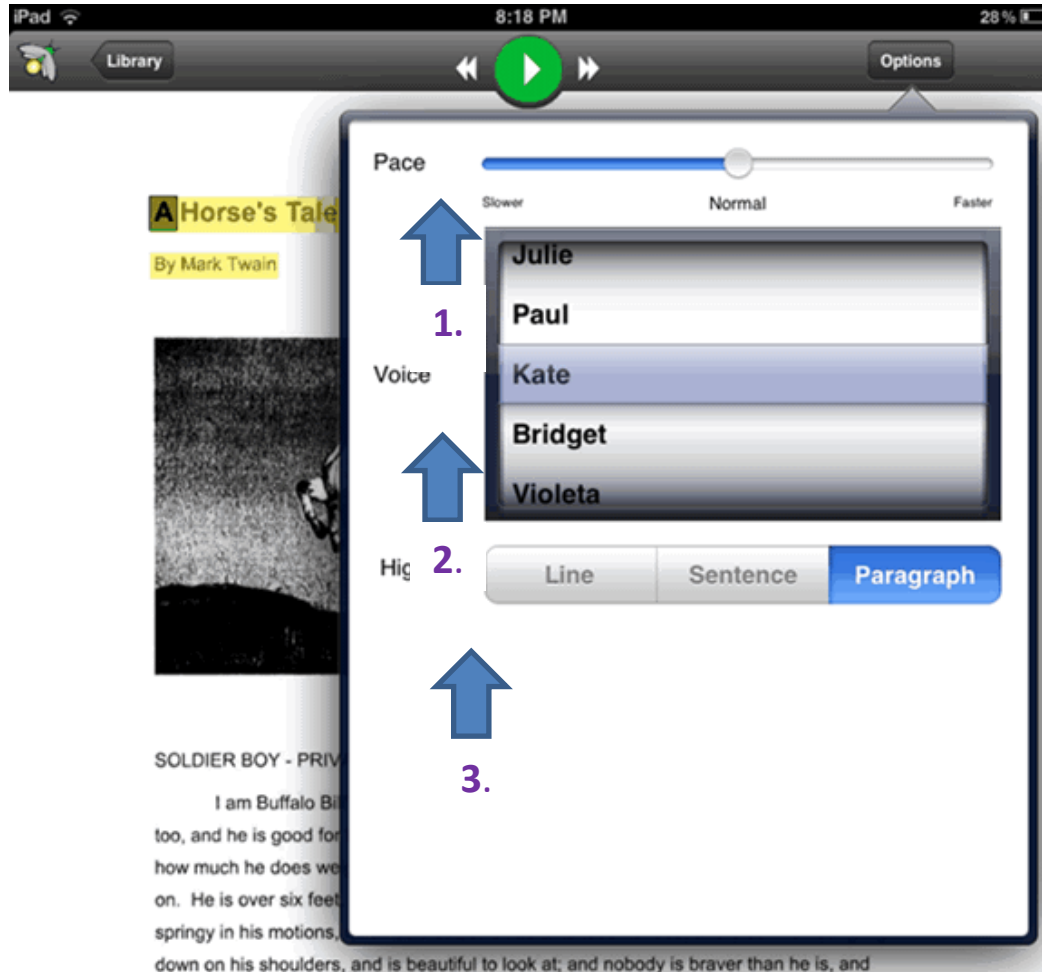
Progress Bar and Page number

Page 1 of 2

# Using the Kurzweil Firefly App-Basics

## Options:

Tap the **Options** button to open the *Options* panel where you can set up your reading preferences.



### 1. Choosing Reading Speed:

- You can select the reading speed using the Pace slider on the Options panel. Tap and hold the button on the Pace slider and move it left to slow down the reading speed or move it right to speed it up. The default is Normal.

### 2. Choosing Reading Voice:

- You can select from five reading voices: **Julie**, **Paul**, **Kate**, **Bridget**, and **Violeta** (for Spanish). The default voice is **Kate**.

### 3. Choose the Reading Unit:

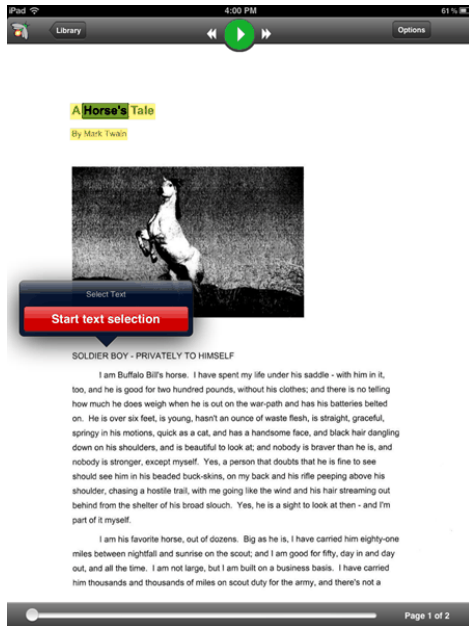
- You can select from three reading units: **Line**, **Sentence**, and **Paragraph**.
- The selection you choose determines how much of your reading material is highlighted while you read.
- Click the **Line**, **Sentence**, or **Paragraph** button.
- When you have finished, tap anywhere outside the options panel to close it.

# Using the Kurzweil Firefly App-Basics

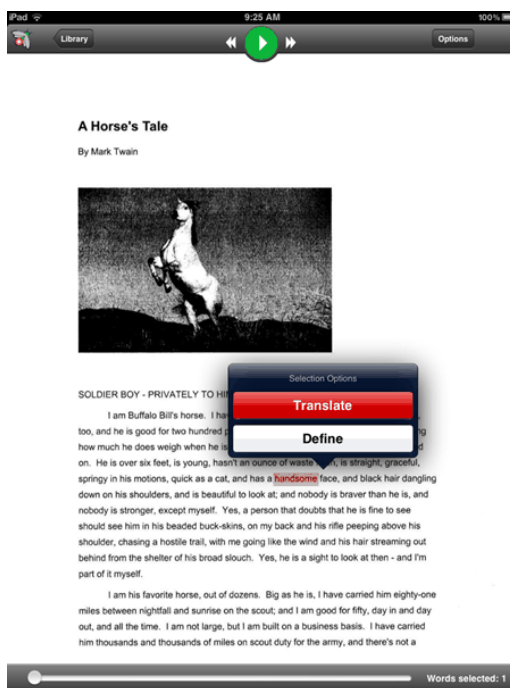
## Defining a Word

1. You can look up the definition of words that you select.

- To select a word, press the screen anywhere and hold until the Start text selection button is displayed:

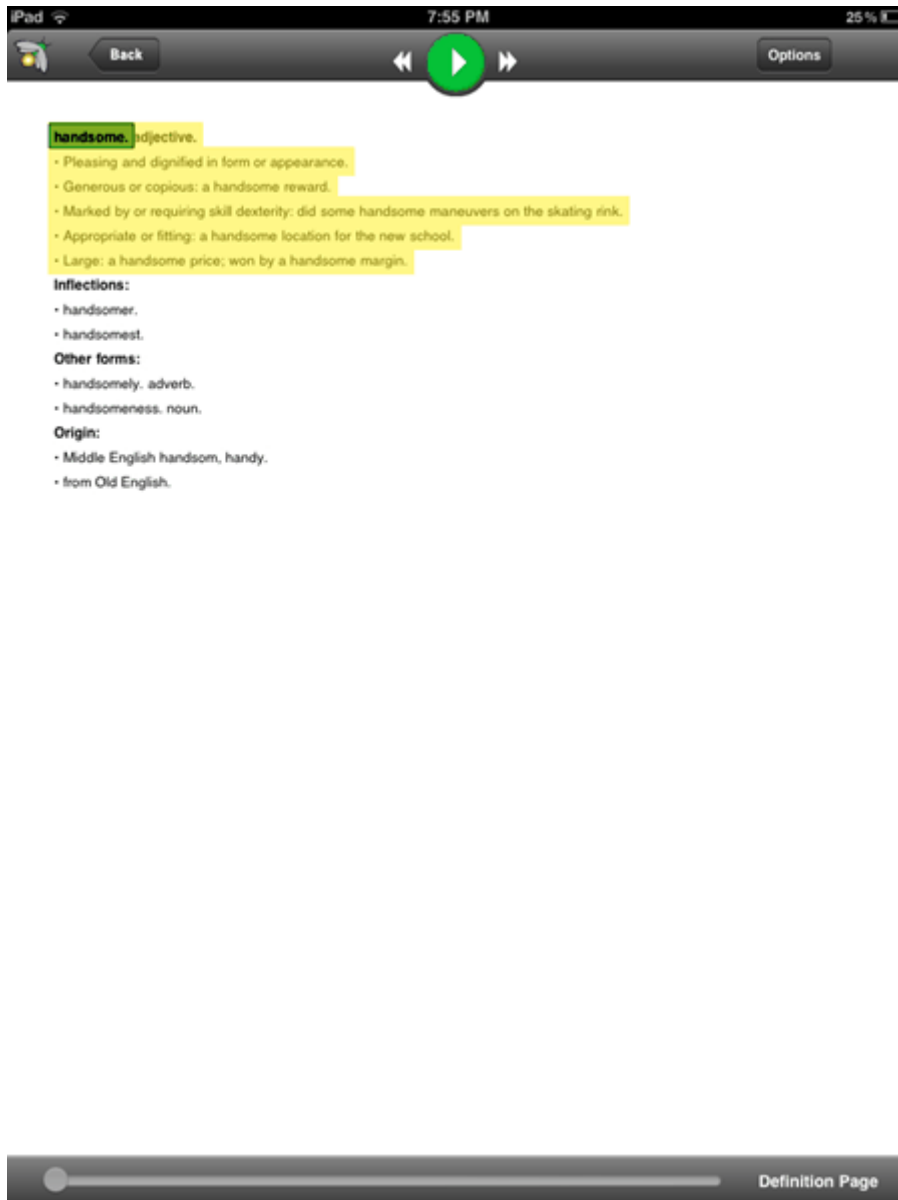


- Select a word. The Translate / Define button pops up.



## Using the Kurzweil Firefly App-Basics

- Tap the Define button. The Definition page opens showing the definition of the selected word

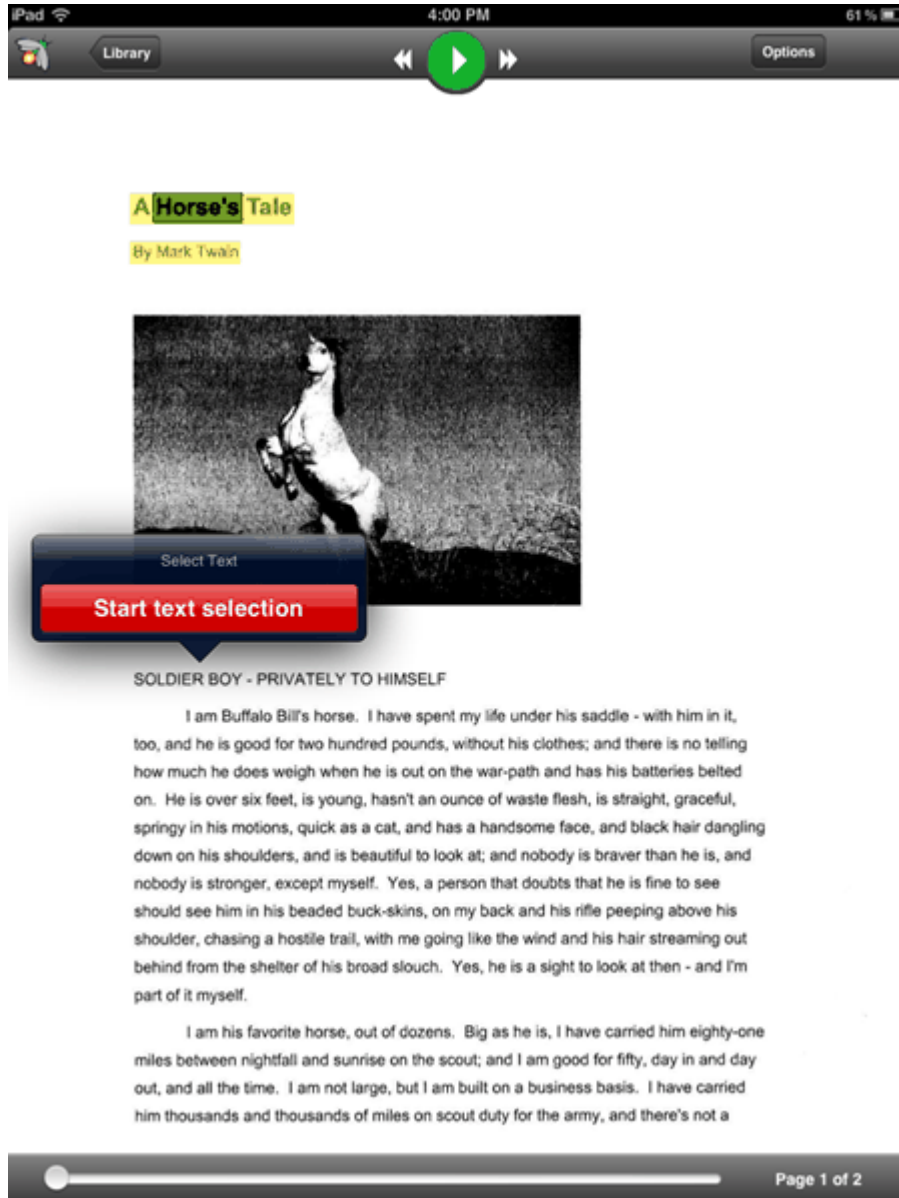


- When you have finished, tap the Back button to close the Definition Page and return to the page you were reading.

# Using the Kurzweil Firefly App-Basics

## Translating Text

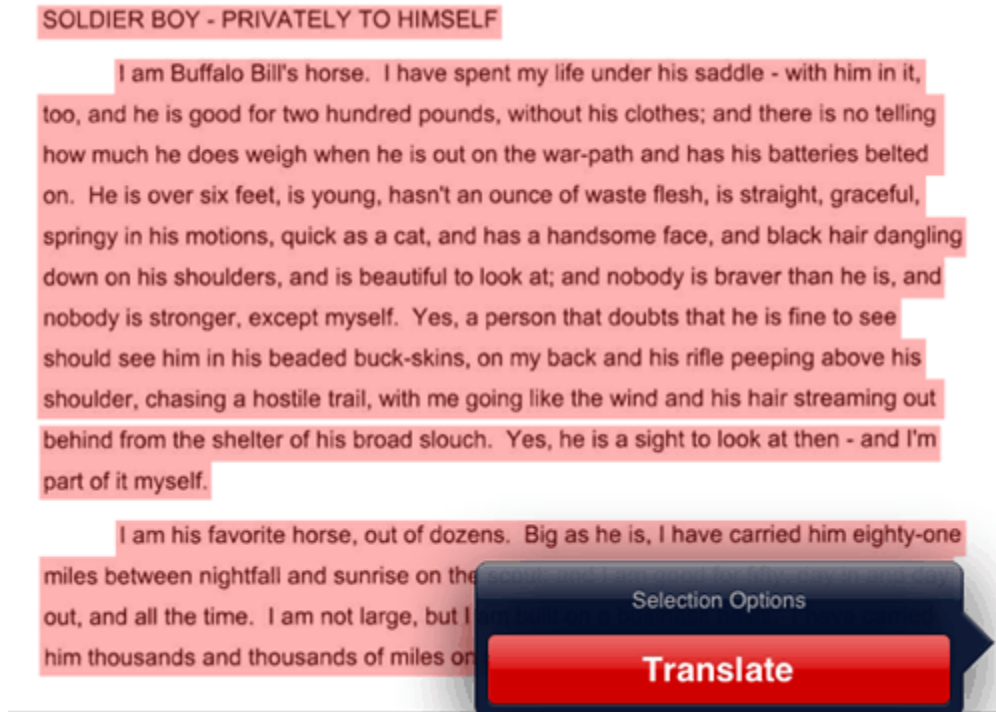
1. You can select text to be translated into another language. There are many languages to choose from and some have Voice available. Those languages are noted by an asterisk.
  - To select the text, press the screen anywhere and hold until the Start text selection button is displayed:



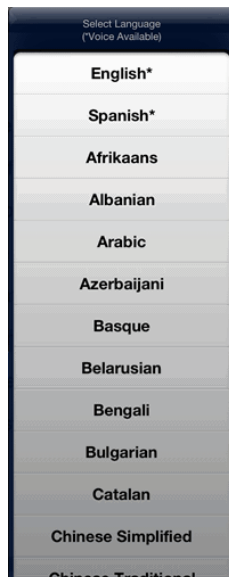
- Tap the Start text selection button. The button closes and you can begin selecting text.

## Using the Kurzweil Firefly App-Basics

- Tap and drag until you have selected all the text that you want translated. Release and the Translate button is displayed.



- Tap the Translate button. A list of languages is displayed. (Voice availability is indicated by an asterisk):

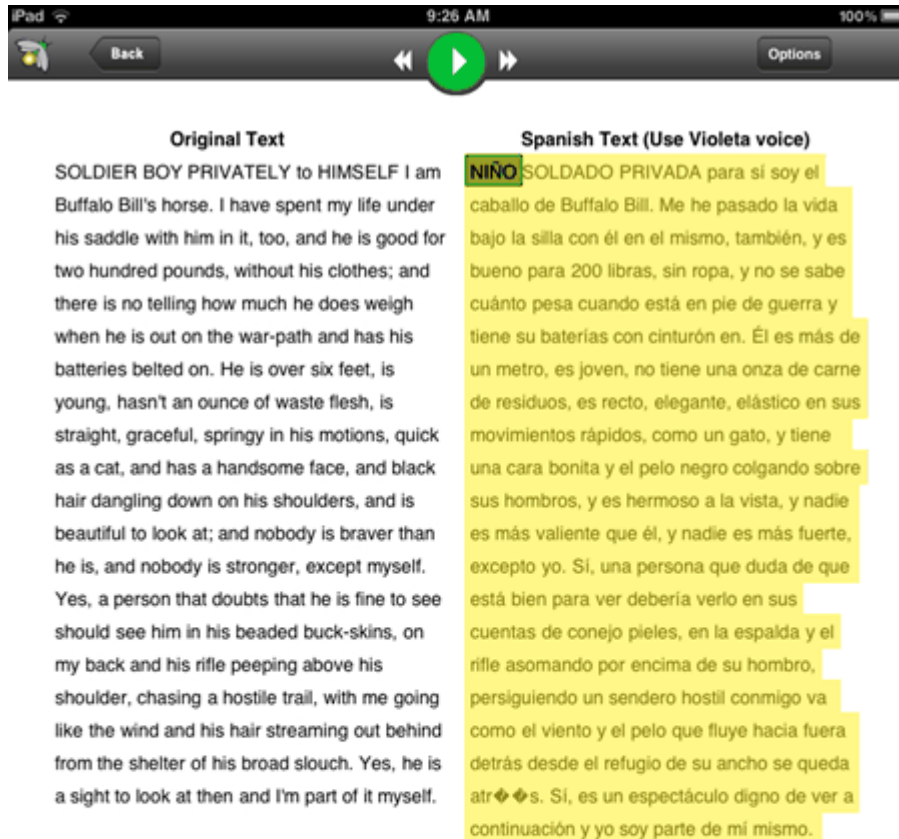


- Tap the language that you want the selection translated to.



# Using the Kurzweil Firefly App-Basics

The Translation Page is displayed showing the text you selected alongside the translation of that text. The translation is highlighted:



- Click the Read button to hear (or read) the translated text. (Note: Voice is not available with every language.)
- When you have finished, tap the Back button return to the page you were reading.