



# Switching Between Personal and UW-Whitewater Google Accounts

Updated: 7/29/2014 by [training@uww.edu](mailto:training@uww.edu)

## Adding Multiple Google Accounts To Your Web Browser

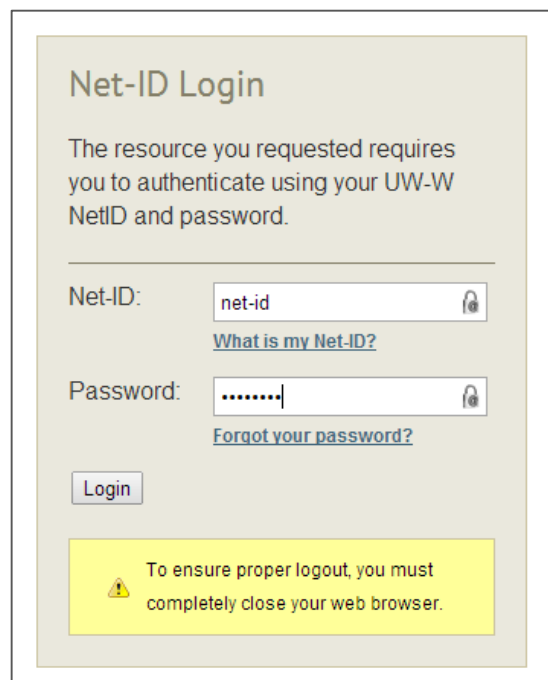
### Step 1

Click on the link below to sign into your UW-Whitewater Google account.

<https://drive.google.com/a/uww.edu>

Enter your UW-Whitewater Net-ID and password, then click the **Login** button to continue.

You will now be logged into your UW-Whitewater Google Drive account.



### Step 2

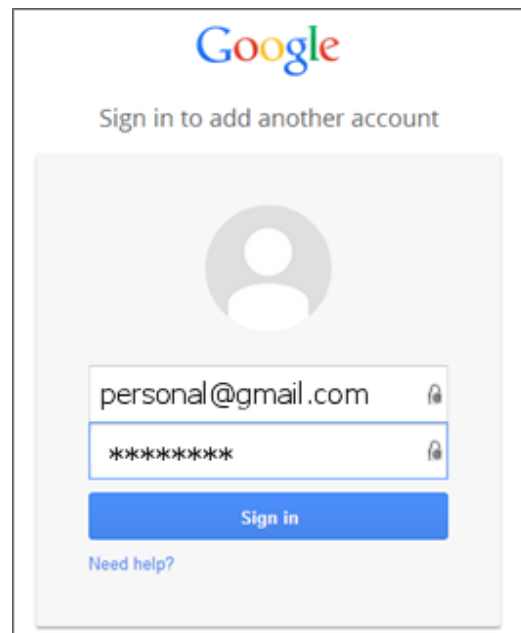
Locate your account name in the upper right-hand corner of the screen. Click the down arrow, to the right of your name, and select **Add Account**.



### Step 3

Enter your “personal” Google email address and password.

Click **Sign In** to continue.

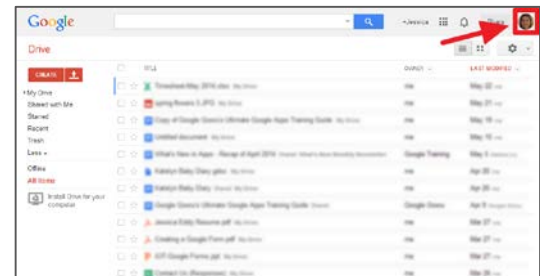


You will now be logged into your personal Google Account.

---

**NOTE:** Repeat steps 2-3 to add multiple Google accounts.

---



## Switching Between Personal and UW-Whitewater Google Accounts

Once you have added your personal and UW-Whitewater Google accounts using the steps above, locate your name or picture in the upper right-hand corner of the screen.

If you see your UW-Whitewater email address, then you are logged into your UW-Whitewater Google account.

If you see your personal Google account picture, then you are logged into your personal Google account.

To switch between accounts, please follow the steps below.

### Step 1

Locate and click on your account name or picture in the upper right-hand corner of the screen.

Select the account you wish to use.

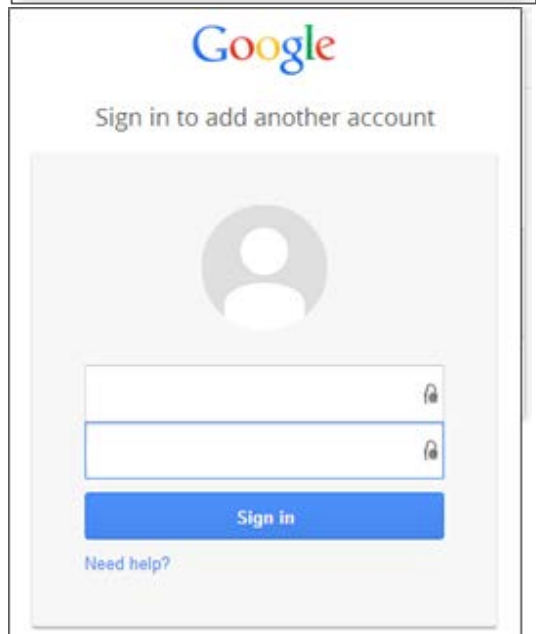
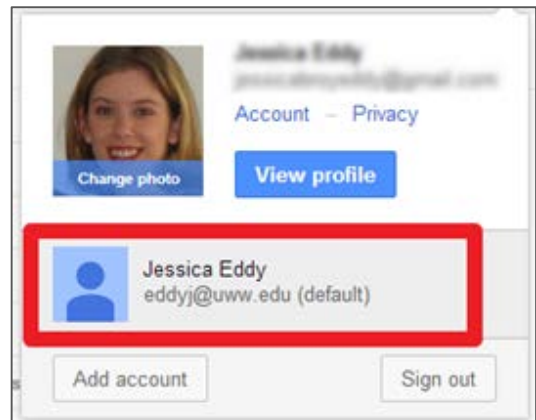
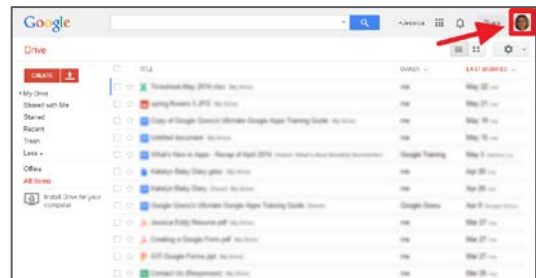
### Step 2

You may be asked to enter your email address and password. Please do so now.

If you are trying to access your personal Google account, enter your personal Google email address and password here.

If you are trying to access your UW-Whitewater Google account, enter your UW-Whitewater email address and Net-ID password here.

Click **Sign In** to continue.



### Step 3

A new web browser tab will open and bring you to your alternate account's main Google Drive page.

Follow steps 1 – 3 to switch between your personal and UW-Whitewater Google accounts.

