

UW Whitewater Police



Bomb Incident Response

Number:
46.100

No. Pages:
3

Special Instructions:

Approved By:
Chief Kiederlen

Effective Date:
6/1/2004

Revised Date:
1/3/2023

Revision number:
4

I. Purpose

The purpose of this General Order is to provide directions and guidance in the response to a bomb threat or suspicious package on the UW-Whitewater campus.

II. Definitions

Suspicious Package: Any package causing concern as to its contents because of its appearance or labeling.

III. Policy

UW-Whitewater Police Department (UWWPD) will treat all reports of a bomb threat or suspicious package in a serious manner. The department shall evaluate all situations involving explosive devices or suspicious packages with a priority of preventing injury or loss of life; property damage; or disruption of normal or scheduled university activities.

IV. Procedure

- A. When a report of a bomb threat or suspicious package is received, a supervisor will be notified and the initial officer on scene will be the Incident Commander until relieved by a higher authority.
- B. Officers will respond to the reported area.
 - a. Suspicious Package: If located do not touch or attempt to move the object.
 - i. Set up a perimeter around the object.
 - ii. Wireless communication devices should be used with caution. The radio transmission energy can cause premature detonation of an electric initiator or blasting cap.
 - iii. Use of UWWPD EOD K9 or contacting area bomb squad will be determined by the Incident Commander.
 - b. Bomb Threat Response:
 - i. Evacuation decisions will vary per incident depending on the circumstances and threat analysis that the responding officers gather. Possible decisions are as follows:
 - i. No action at all;

UW Whitewater Police

- ii. Search but no evacuation;
 - iii. Partial evacuation and search of public areas;
 - iv. Use of UWWPD EOD K9;
 - v. Contacting area bomb squad;
 - vi. Total evacuation and search;
 - vii. Evacuation, no immediate area search.
- C. If the time allows, the decision to evacuate the building should be made in consultation with the building authority present. The evacuation of the building can be done through the use of fire alarms, loud speakers and/or personal notification by officers.
- D. When building occupants are re-admitted to an area after a bomb threat, they should be instructed to thoroughly inspect their immediate work areas before resuming duties.
- E. If an explosive device or suspected device is located area bomb squad will be contacted.
- F. Personnel shall ensure a secure perimeter is placed as according to the Bomb Threat Stand-off Card (see attachment A).
- 1. Whitewater Fire Department and Whitewater EMS will be placed on stand-by.
 - 2. The Emergency Command Post will be set up outside of the outdoor evacuation distance.
 - 3. A staging area for additional personnel will be established outside of the outdoor evacuation distance.
 - 4. A media staging area should be considered outside of the outdoor evacuation distance.
- G. If a device explodes the scene shall be secured to ensure the preservation of evidence.
- 1. A perimeter will be set up to protect the public and the crime scene. Only legally authorized people are allowed inside the perimeter. Trained bomb evidence technicians shall collect any evidence at the scene.
 - 2. Secondary explosive devices should be considered when any entry to the scene is made.

UW Whitewater Police

Attachment A. Bomb Threat Stand-Off Card

CAUTION!

- Do not touch suspicious item
- Notify proper Authorities - Call 911
- Ensure all witnesses are available to brief 1st responders
- Recommended stand-off data should be used in conjunction with your emergency evacuation plan

Mandatory Evacuation Distances
Inside and outside of buildings. Proceed to Preferred Evacuation Distances.










Shelter-in-Place-Zone
Move to Preferred Evacuation Distance. If unable, seek shelter inside of building away from windows and exterior walls.

Preferred Evacuation Distance

Sources: Cybersecurity and Infrastructure Security Agency (CISA), Office for Bombing Prevention, Arlington, VA; FBI Counter-IED Unit, Quantico, VA; Technical Support Working Group, Arlington, VA

BOMB THREAT STAND-OFF CARD

OFFICE FOR BOMBING PREVENTION

Threat Description		Explosives Capacity	Mandatory Evacuation Distance	Shelter-in-Place Zone	Preferred Evacuation Distance
 Pipe Bomb		5 lbs	70 ft	71-1199 ft	+1200 ft
 Suicide Bomber		20 lbs	110 ft	111-1699 ft	+1700 ft
 Briefcase/Suitcase		50 lbs	150 ft	151-1849 ft	+1850 ft
 Car		500 lbs	320 ft	321-1899 ft	+1900 ft
 SUV/Van		1,000 lbs	400 ft	401-2399 ft	+2400 ft
 Small Delivery Truck		4,000 lbs	640 ft	641-3799 ft	+3800 ft
 Container/Water Truck		10,000 lbs	860 ft	861-5099 ft	+5100 ft
 Semi-Trailer		60,000 lbs	1570 ft	1571-9299 ft	+9300 ft

DEFEND TODAY, SECURE TOMORROW