


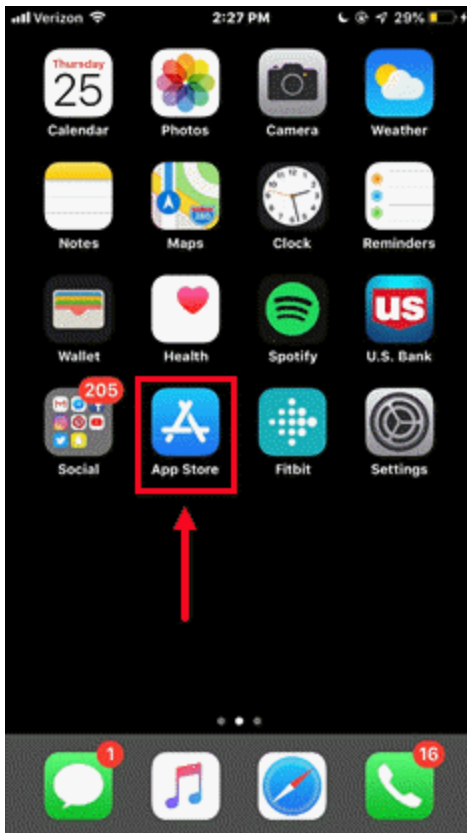
# How to Use GooseChase on Your Phone



**What is GooseChase?** GooseChase is an app available on mobile devices in both the iPhone and Android app store. GooseChase allows you to create and organize scavenger hunts from any device. With GooseChase, you control the missions, the time, the locations and the participants.

## How can you download GooseChase onto your phone?

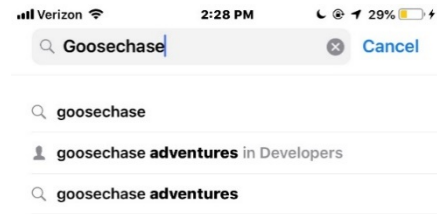
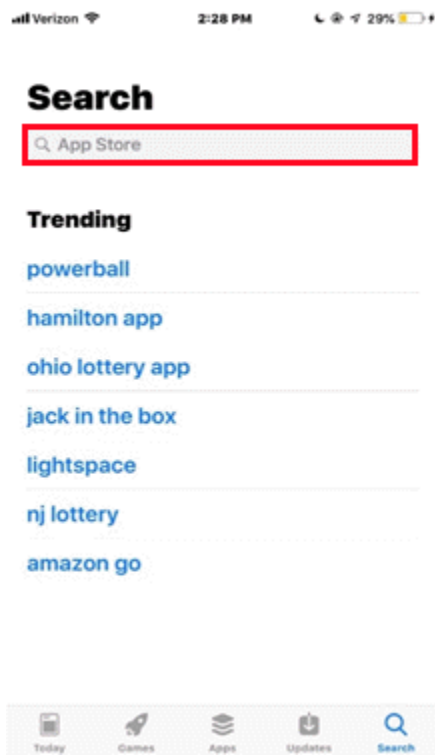
1. Start on your home screen and click on the **App Store**



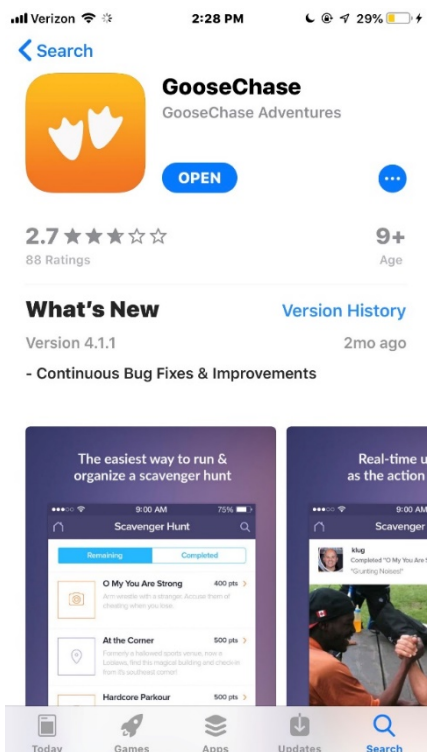
2. When you reach the starting page on the App Store, there will be 5 folders on the bottom of the screen, click **“Search”** on the far right side.




- Once you click the "Search" button, there will be a grey bar that reads "App Store", click on that and **type** in "GooseChase".



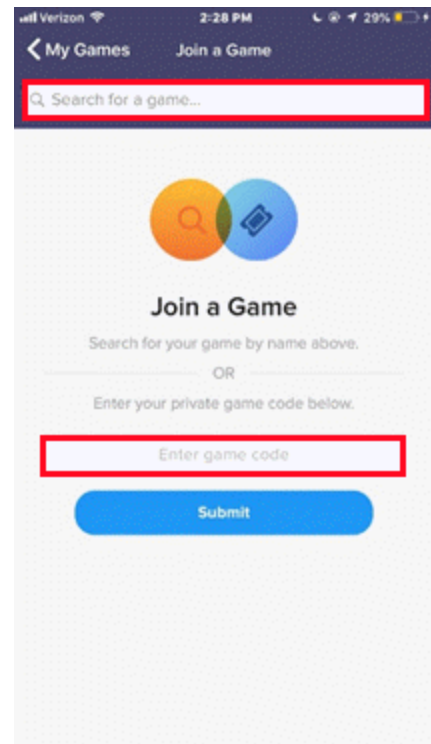
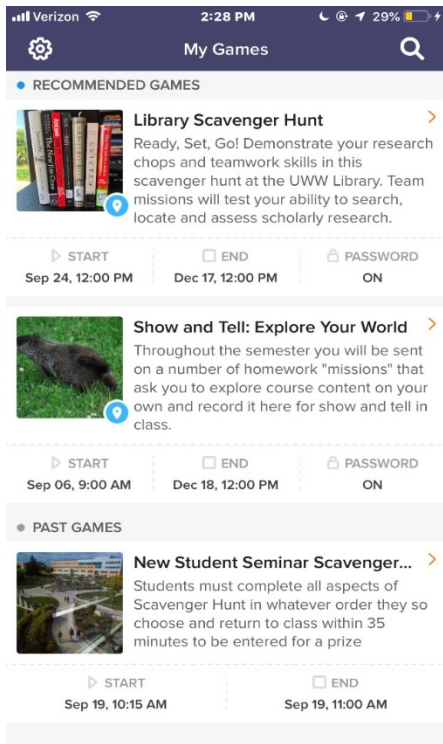
- Once the search results show, select the first option.



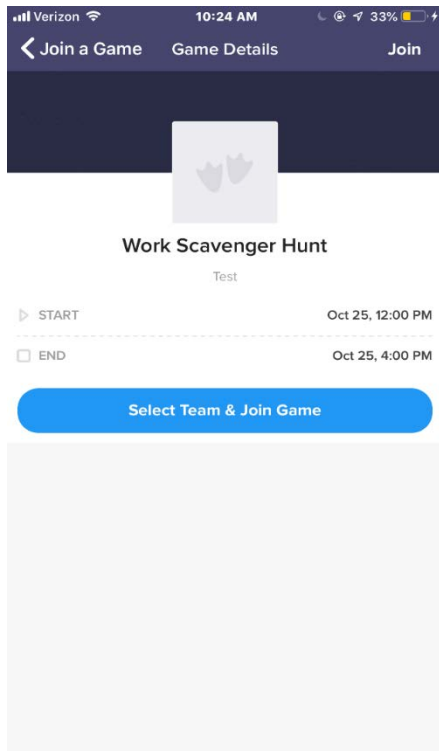
5. Once it is finishing downloading, go to your **home screen** to click on the app.



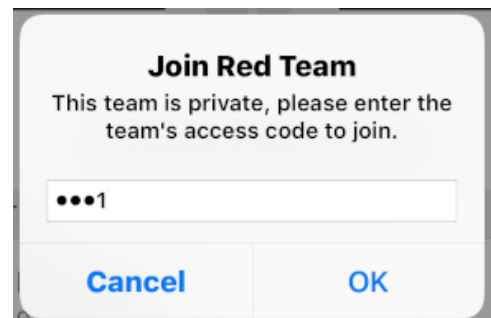
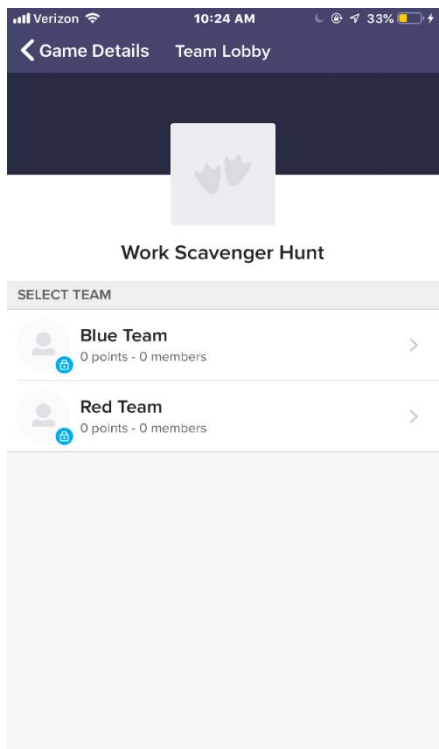
6. When you click on the app, the first thing that should open is a page that reads “My Games” at the top. Click on the upper right hand corner, and either **search** for a game or enter the **game code** given to you.



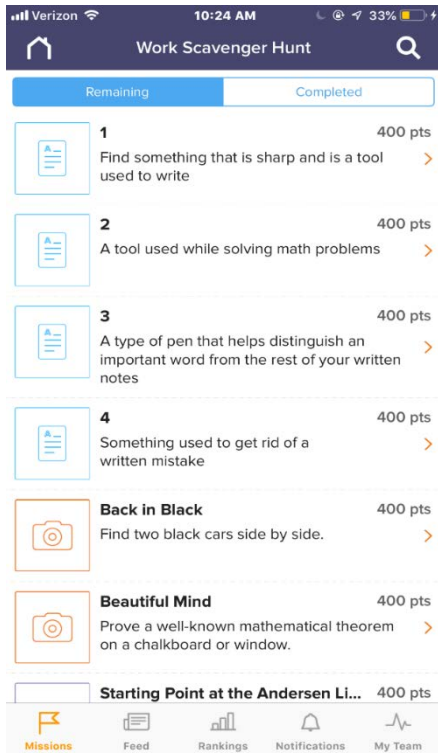
7. After you enter the game code, the Scavenger Hunt you are trying to join should pop up on the screen (i.e. Work Scavenger Hunt)



8. Click on the team you would like to join (i.e. Blue Team, Red Team, etc) and there should be a game code given to you by the game proctor.

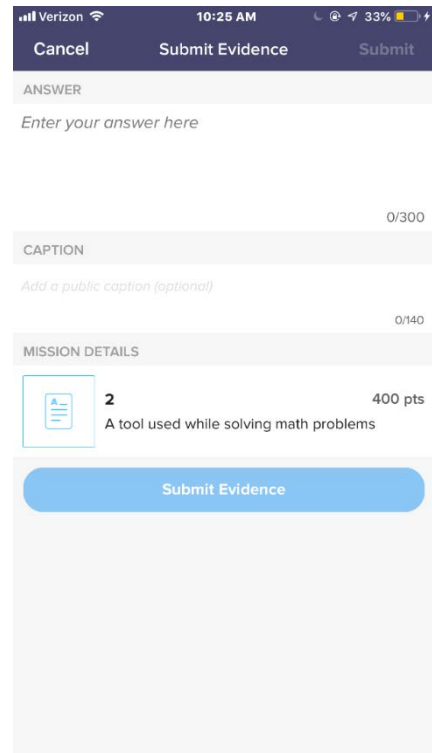
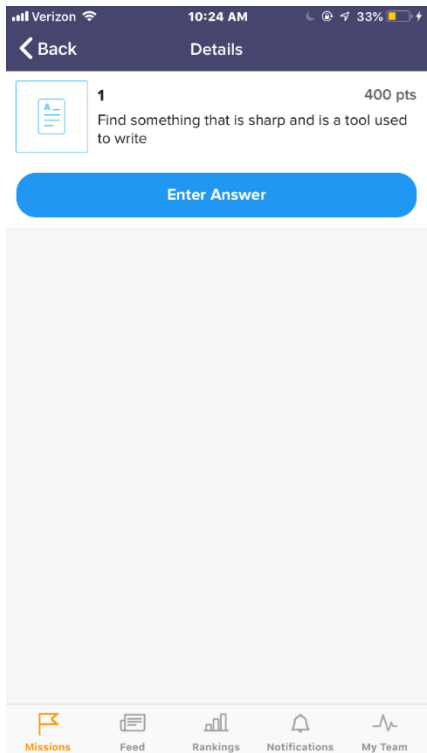


9. The “Missions” screen should pop up after successfully joining a team. You will automatically be taken the ‘Remaining’ missions screen to view tasks to complete.



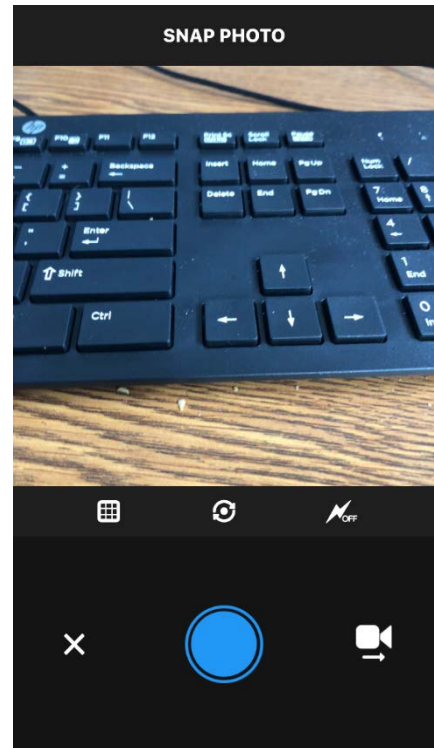
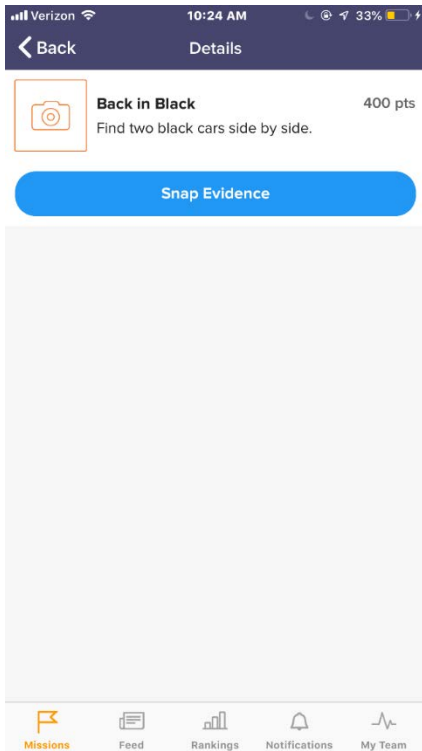
10. Each mission is divided by a text, photo or location answer (as shown below)

- a. The text icon  indicates that the mission is text based.

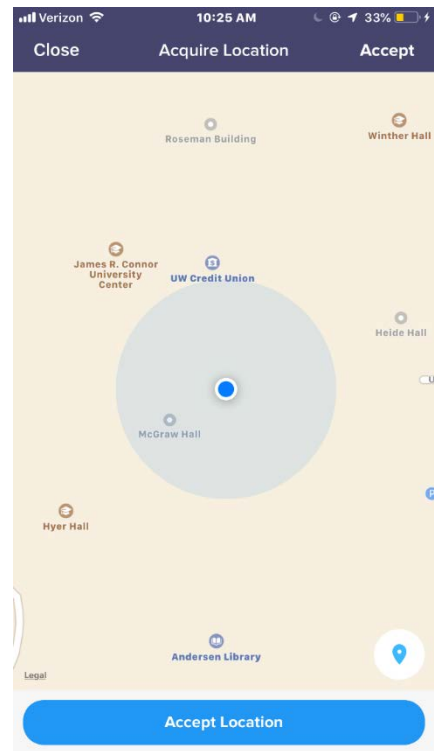
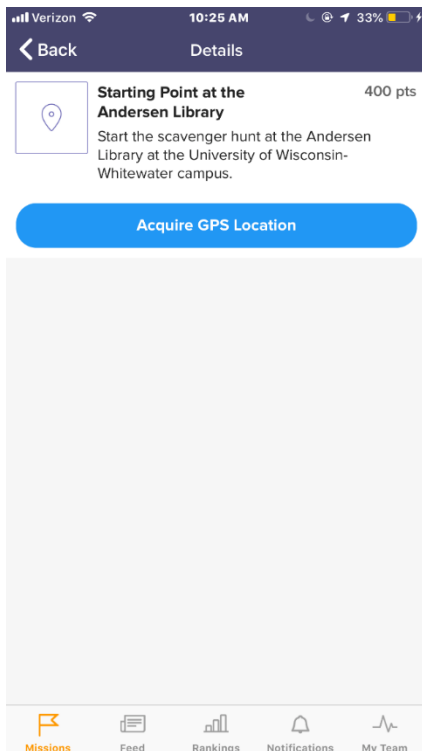






b. The photo icon indicates that you will need to take a picture.

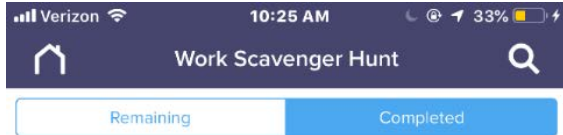


c. The location icon indicates that you will need check-in to a location.



11. Once you have successfully completed the missions, go back to the “Missions” tab by clicking the “Missions” icon  on the bottom of the page.

12. Then, on the top of the screen, click the “Completed” tab  to check over your answers. You can also to refresh missions on this tab.



## No Missions Completed

Looks like you haven't completed any missions yet. Head to the Remaining tab and get started!

 Refresh Missions






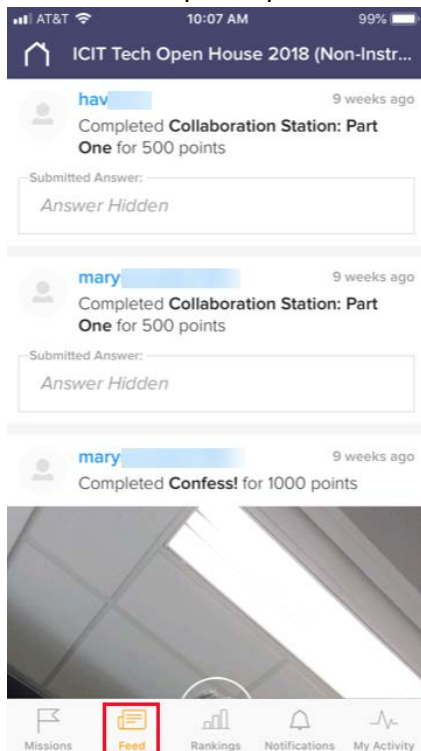

13. There are also many other options on the bottom half of the screen, including: Missions, Feed, Rankings, Notifications, and My Team or My Activity, which all help show how successful you and your team are doing, as well as, where you are ranked compared to other competing teams.



A. **Missions:** As shown previously, the “Missions” tab allows you to create and/or join a scavenger hunt. Missions have a name, description, point value, and an optional link and/or photo to provide extra information in helping you find your answers. Text and GPS missions require the answer and target destination to be provided.




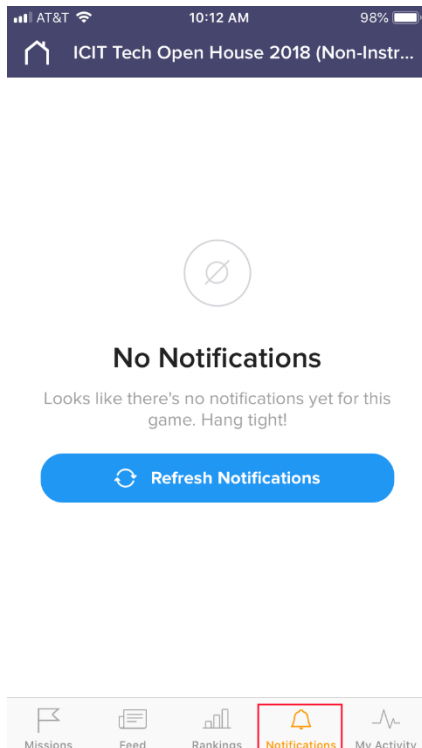
B. **Feed:** The “Feed” tab allows you to set up how long you would like the game to last and gives you to create a password for the game. The ‘feed’ shows live activity feeds and team rankings which allows you to see everything as it is happening. You are also able to give bonus points to teams, as well as, take points away if it takes the participants too long to answer a question.



C. **Rankings:** The “rankings” tab shows the progress of each team or person.



D. **Notifications:** The “Notifications” tab allows you to send messages to those who are participating in the game, notify when a team submission is deleted and explain why a team was given bonus points.



E. **My Team or My Activity:** The “My Team” or “My Activity” tab shows how you or your team is doing compared to other teams or participants, and also shows the points you have earned and the missions you have completed.

