

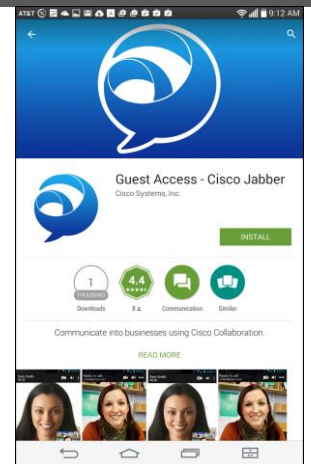



Jabber Guest – For Android


Jabber Guest allows people without a Jabber IM client, including people outside of UW-Whitewater, to contact UWW employees using a web browser from any Android device. Audio and video (not required) go through your active internet connection, saving you money on phone calls.

Installing the Jabber Guest App

- Step 1.** From your device, open the Google Play store.
- Step 2.** Using the search option, search for Jabber Guest.
- Step 3.** Tap the **Install** button to download the app to your device.
- Step 4.** Once downloaded, press the “Home” button on your device to return to your device’s main home screen.



Placing a Call

Step 1. Open the Android web browser  on your phone.

Step 2. In the available URL box, enter one of the following web addresses below.

- **Call by email address:**
<http://jabberguest.uww.edu/call/xxx@uww.edu>
Enter the full employee email address at the end of the url to replace the xxx@uww.edu.
- **Call by phone number:**
<http://jabberguest.uww.edu/call/1262472XXXX>
Enter the last 4 digits of the employee's phone number to call that employee.

Step 3. Tap the green **Call** button to place a call to that UWW employee.



Need Additional Help?

Email helpdesk@uww.edu