



June 12, 2017

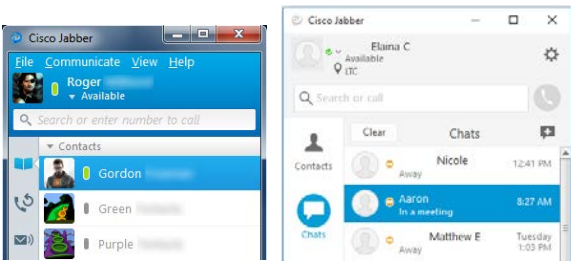
Jabber v11.8: New Features

OVERVIEW

This guide discusses new features available in Jabber v11.8 for Mac and Windows computers.

New Features across both Mac and Windows

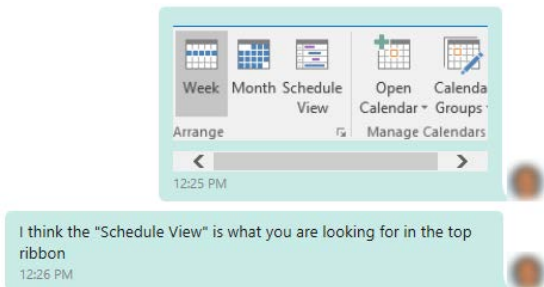
- **Visual Refresh:** Jabber has a new look and theme. It is brighter, minimalist and flattened.



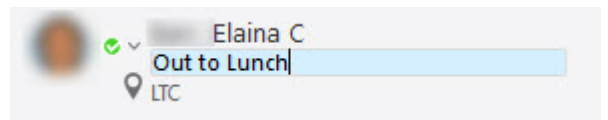
- **Custom Group Chats:** You can start group chats instantly from groups you have created in your contacts list.



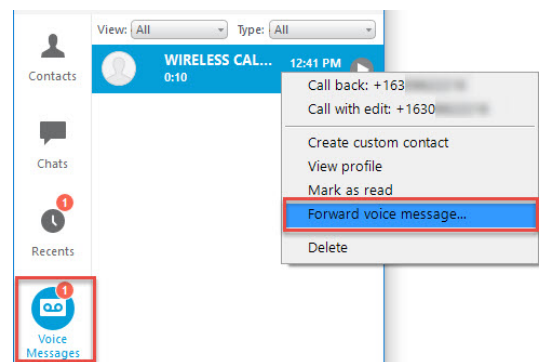
- **Inline Images:** You can now drag and drop or file transfer .jpg, .jpeg, .png, and .gif images to an IM. You can also configure the images to be displayed without downloading them first.




- **Custom Status Management:** You can now fully manage your status. With one click you can create, delete, or choose an existing status.



- **Voice Message Forwarding:** Right click on a voice message and choose to forward it to one or more of your contacts. You can also record your own message to send along with the forwarded voicemail.

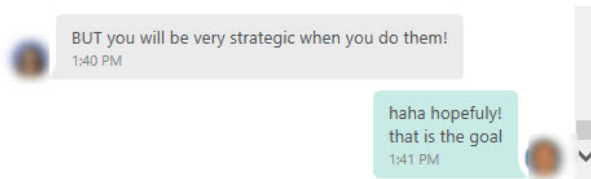


- **Large Emoticons:** Any emoticons that are sent in chat without text are displayed three times larger than normal in the chat.

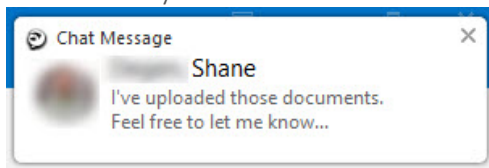


Windows: New Features

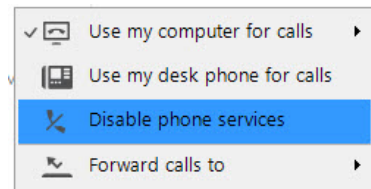
- **Message Bubbles:** Chats now have the option to display conversations using message bubbles in the Instant messaging styles menu.



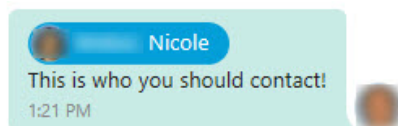
- **Persistent IM Notifications:** You can adjust your options so that your notifications stay on the screen until you dismiss them.



- **Import Contacts:** You can import contacts from Gmail, Outlook, and IBM Notes in .vcf, .csv, or .xml format.
- **Disable Phone Services:** You can turn off your phone in the device selection menu in the main hub window. By choosing Disable Phone Services.

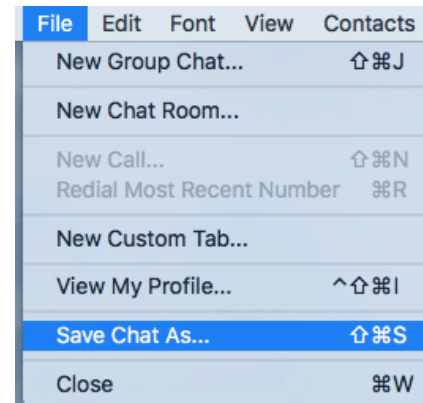


- **Improved @mentions:** When you hover over mentioned users, their contact details are displayed.



Mac: New Features

- **Save Chat History to Outlook:** Users can save their chat history automatically in the Cisco Jabber Chats folder in Microsoft Outlook.



- **Audio and Video Device Selection:** Jabber remembers a list of devices that you have attached and when you unplug a device, it switches to the next selected device that is available.

