



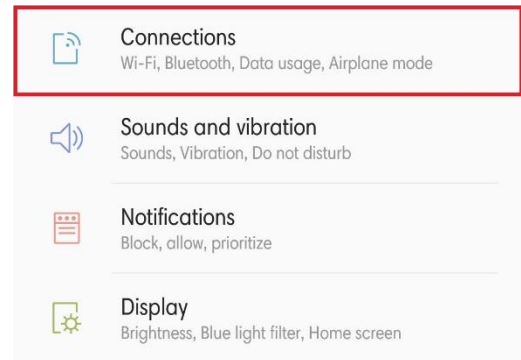
# Connect to Wi-Fi on Android Device

## OVERVIEW

This guide will walk you through the steps to connect to the UW-Whitewater wireless network on campus with your Android Device.

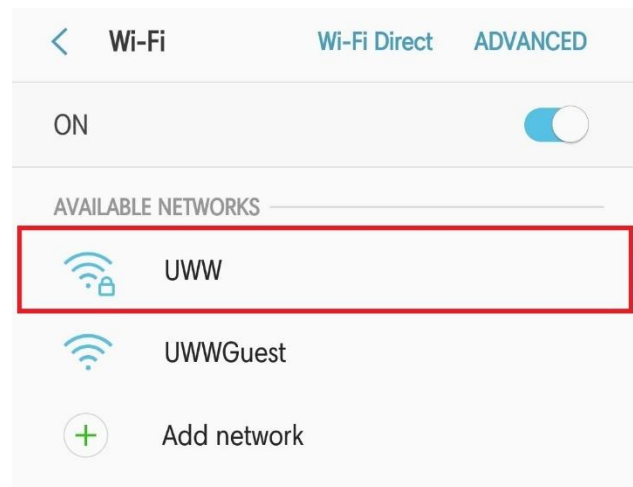
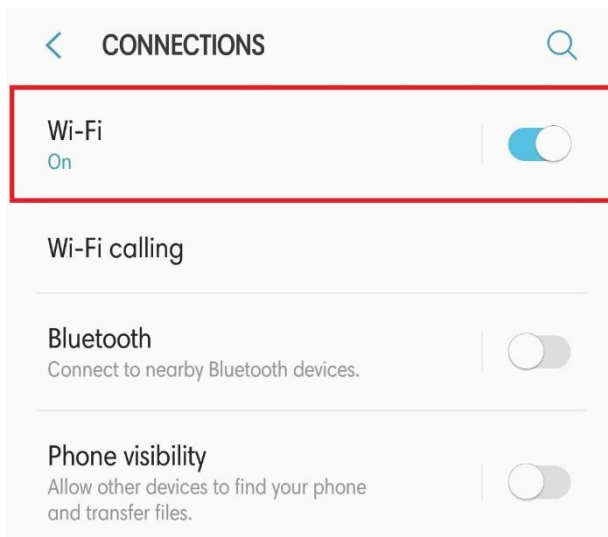
### Step 1

Navigate to your device **Settings** menu.  
Select the setting category called **Connections**.



### Step 2

Select **Wi-Fi** and make sure the Wi-Fi is turned on.  
Select "**UWW**" under the available networks.



### Step 3

The UWW Wi-Fi will then prompt you for more information before connecting. Please fill in the following information:

EAP method: **PEAP**

Phase 2 authentication: **MSCHAPV2**

CA certificate: **Don't validate**

Identity: **Your UW-Whitewater Net ID**

Password: **Your UW-Whitewater Password**

Note: Leave the Anonymous Identity field blank.

Select **Connect** when finished.

**UWW**

EAP method  
PEAP ▼

Phase 2 authentication  
MSCHAPV2 ▼

CA certificate  
Don't validate ▼

No certificate specified. Your connection won't be private.

Identity

Anonymous identity

Password  
Enter password

Show password

Auto reconnect

CANCEL **CONNECT**

### Connected

You should now be successfully connected to the UWW wireless network.

< **Wi-Fi** Wi-Fi Direct ADVANCED

ON

CURRENT NETWORK

**UWW**  
Connected

AVAILABLE NETWORKS

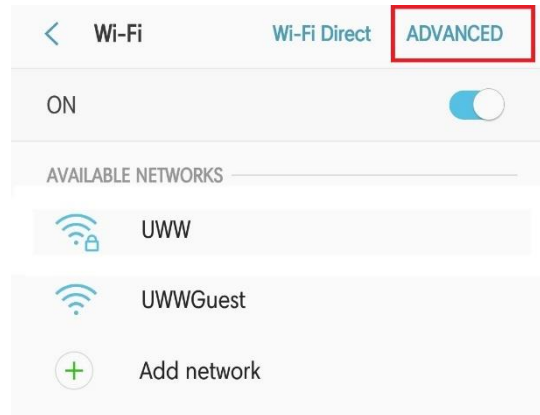
UWWGuest

## TROUBLESHOOTING

This guide will walk you through the main troubleshooting steps if you are unable to connect to the UW-Whitewater wireless network on campus with your Android Device.

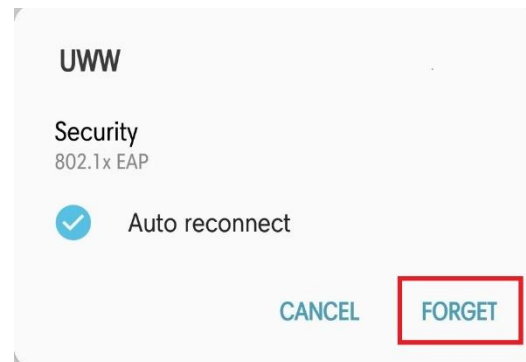
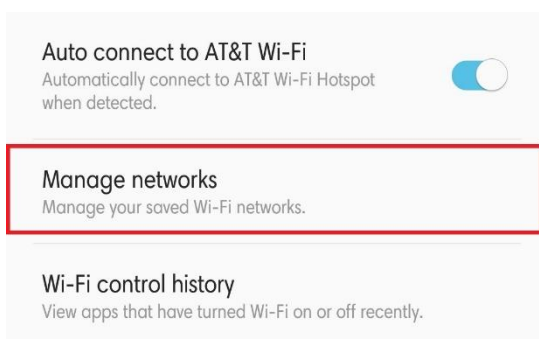
### Step 4

Navigate to your device **Wi-Fi** settings and select **Advanced** in the top right corner.



### Step 5

Select **Manage networks**.  
Navigate and select the **UWW** network.  
Select **Forget**.



### Step 6

Repeat steps 1 – 3 to re-connect to the network.

Note: If your device is trying to connect to the **UWWGuest** network automatically, please repeat steps 4 – 6 to remove this network from your device. The UWWGuest network is not available to you unless you have been given a specific username and password from the helpdesk.