

OFFICE OF RESEARCH AND SPONSORED PROGRAMS ANNUAL REPORT



Office of Research and Sponsored Programs
Annual Report for FY 2024

The Office of Research and Sponsored Programs (ORSP) at the University of Wisconsin-Whitewater (UW-W) is pleased to present the Annual Report of research and sponsored programs activity for FY24. The Annual Report for FY24 reflects university-wide activity in terms of proposals submitted and awards received from external sponsors with comparison data from the previous four years and comparative data among the Universities of Wisconsin research and comprehensive universities. The Report includes grant and contract expenditure data by division and source of support and levels of human subjects and animal related research activity on the campus.

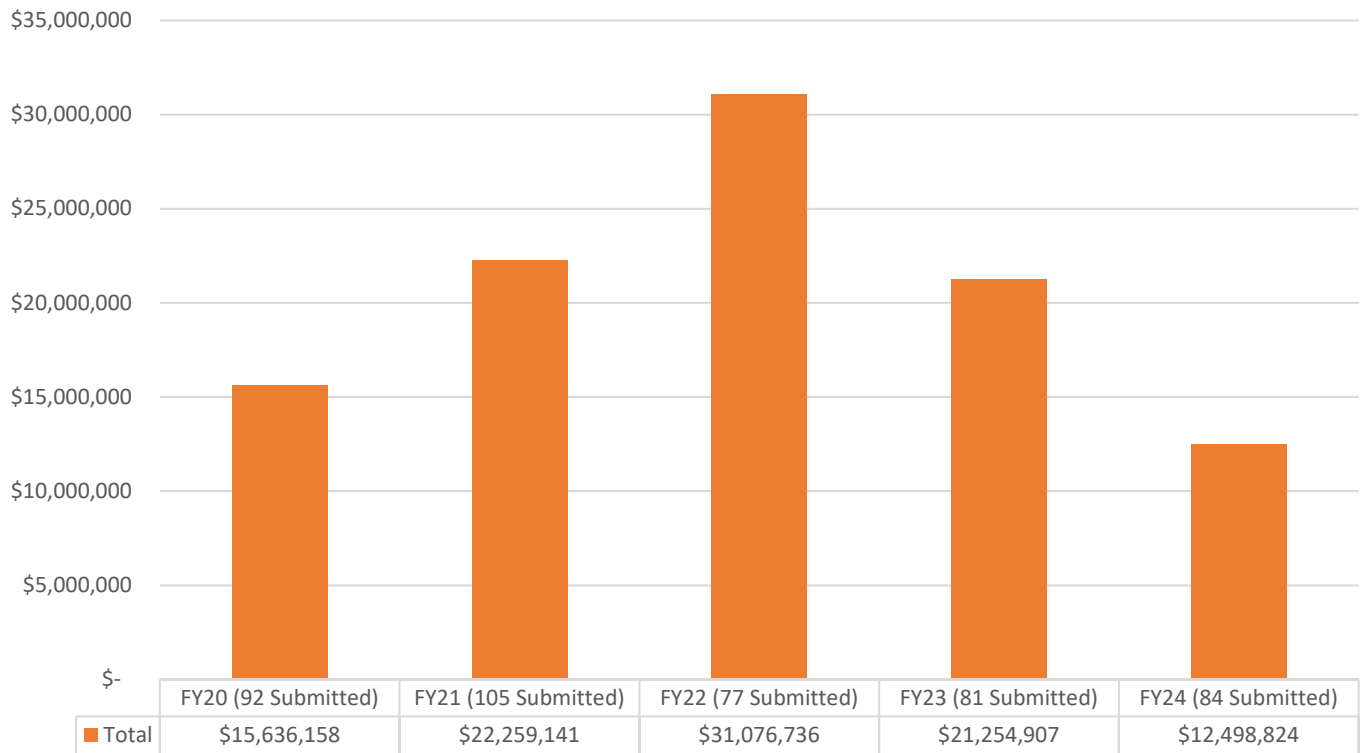
Data reflecting UW-W Undergraduate Research Program (URP) activity is also included in this report. URP budget information as well as student participation data is shown in the report to quantify the level of URP activity.

ORSP extends our sincere thanks and congratulations to the many dedicated faculty, staff, and students who participated in research and sponsored program activities in FY 24. Questions and comments on the report may be sent to Dr. Carl A. Fox, Director, Office of Research and Sponsored Programs, University of Wisconsin-Whitewater, 800 W. Main St., Whitewater, WI. 53190 or foxc@uww.edu.

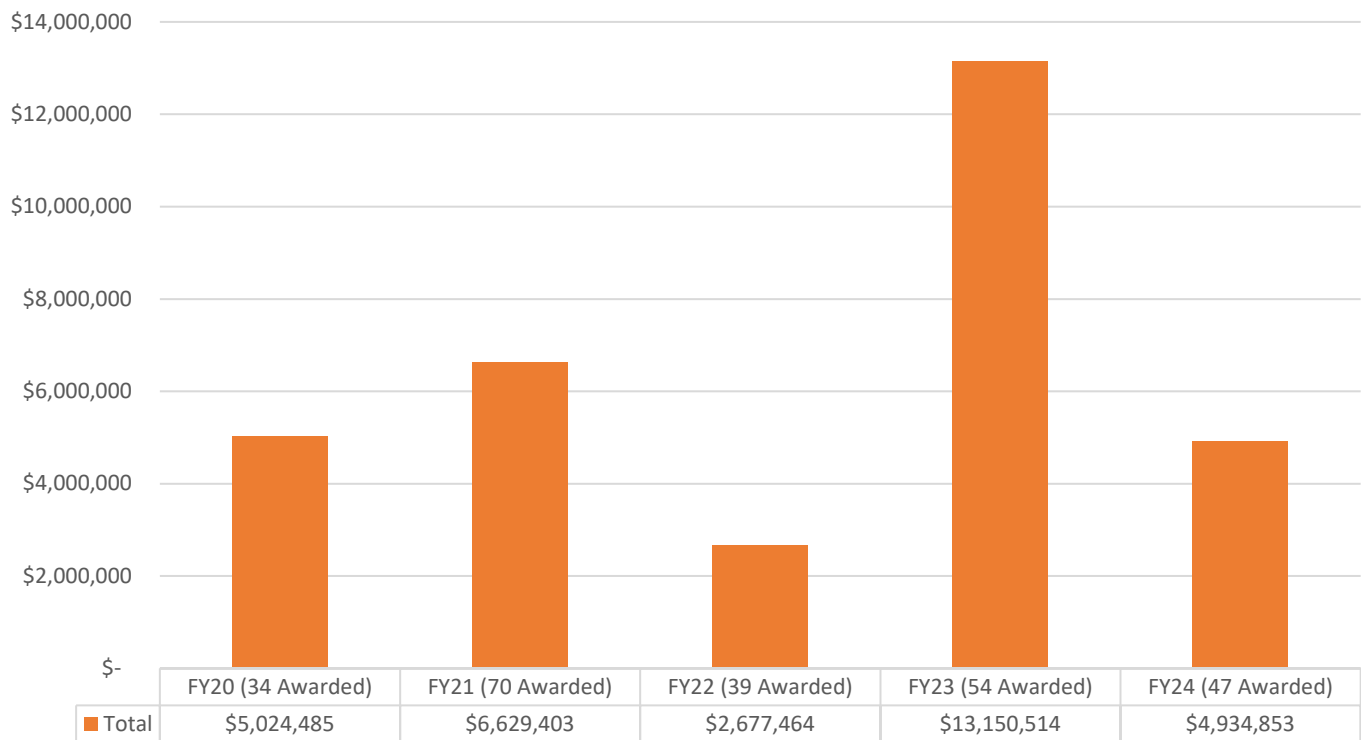
Table of Contents

Research Proposal Submissions and New Research Awards.....	3
Research Awards by Principal Investigator	8
Research Proposal Submissions by Principal Investigator.....	10
Grant and Contract Expenditures	14
Top 10 State/Private Research Sponsors	20
Top 10 Federal Research Sponsors	21
UW System Research and Public Service Award Comparisons	23
UW System Instruction Award Comparisons	24
IRB and IACUC Activity	25
Undergraduate Research Program Activity	27

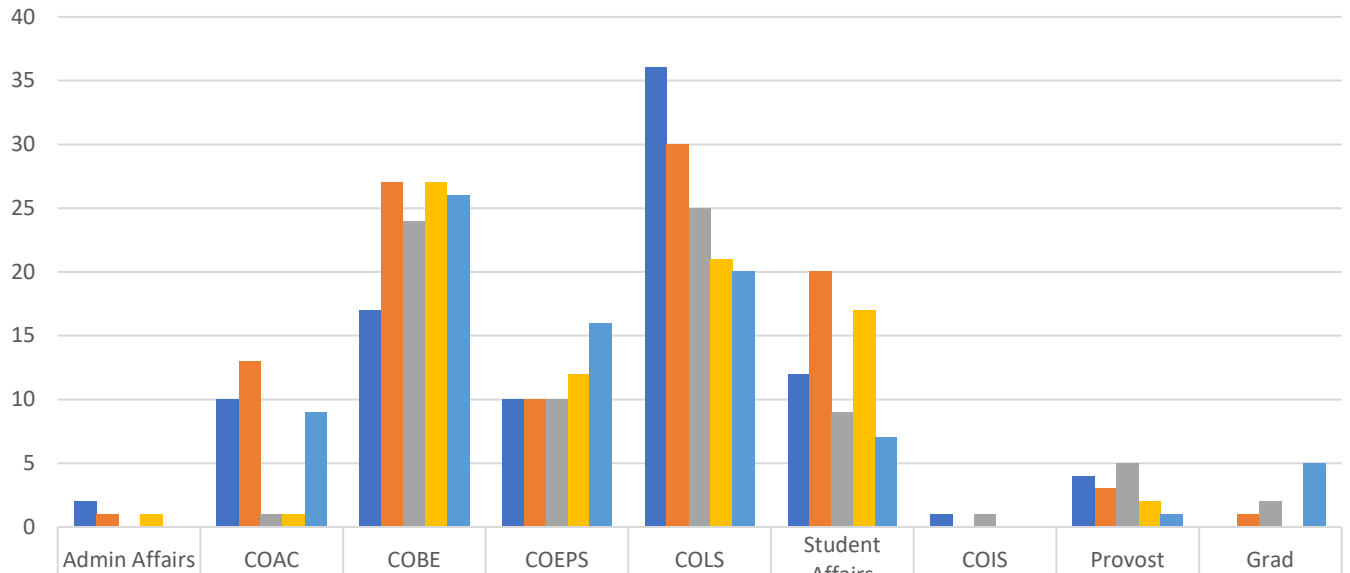
Dollar Value and Number of Research Proposal Submissions by Fiscal Year



Dollar Value and Number of Research Awards

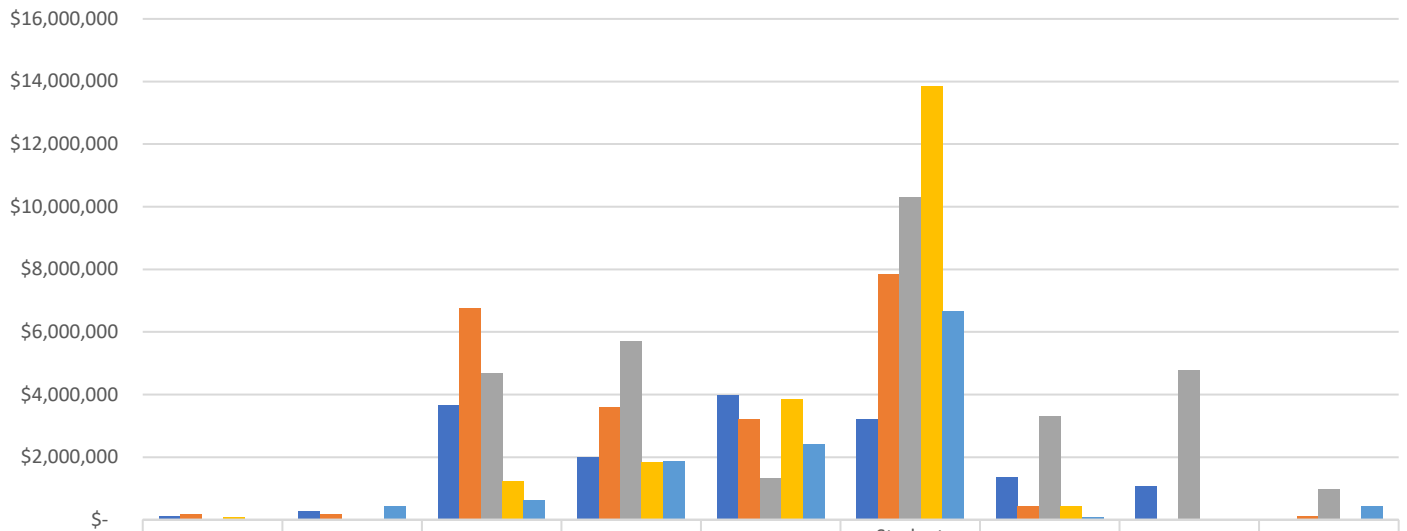


Number of Proposal Submissions by Division and Fiscal Year



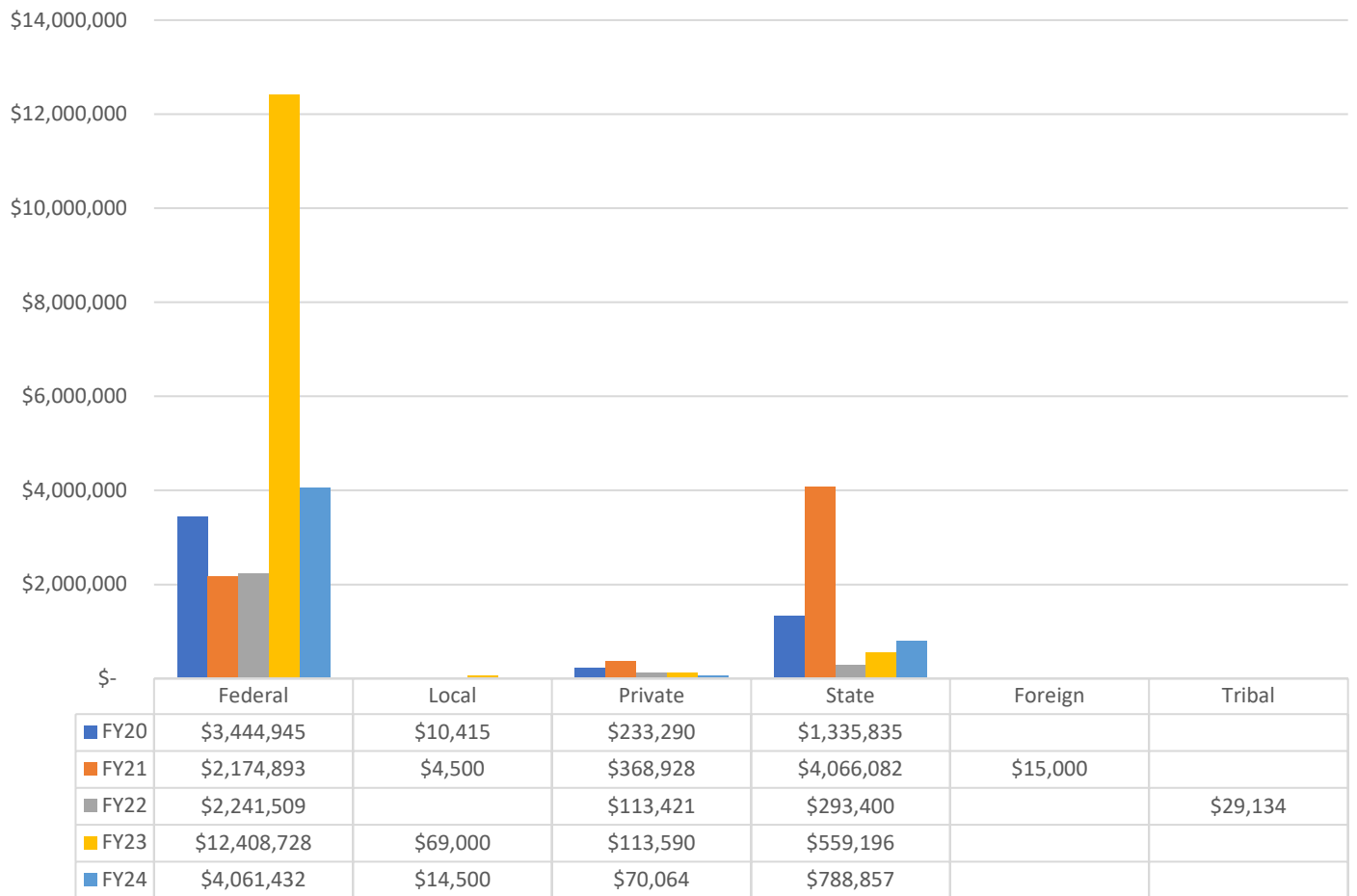
FY20	2	10	17	10	36	12	1	4	
FY21	1	13	27	10	30	20		3	1
FY22		1	24	10	25	9	1	5	2
FY23	1	1	27	12	21	17		2	
FY24		9	26	16	20	7		1	5

Dollar Value of Submissions by Division and Year

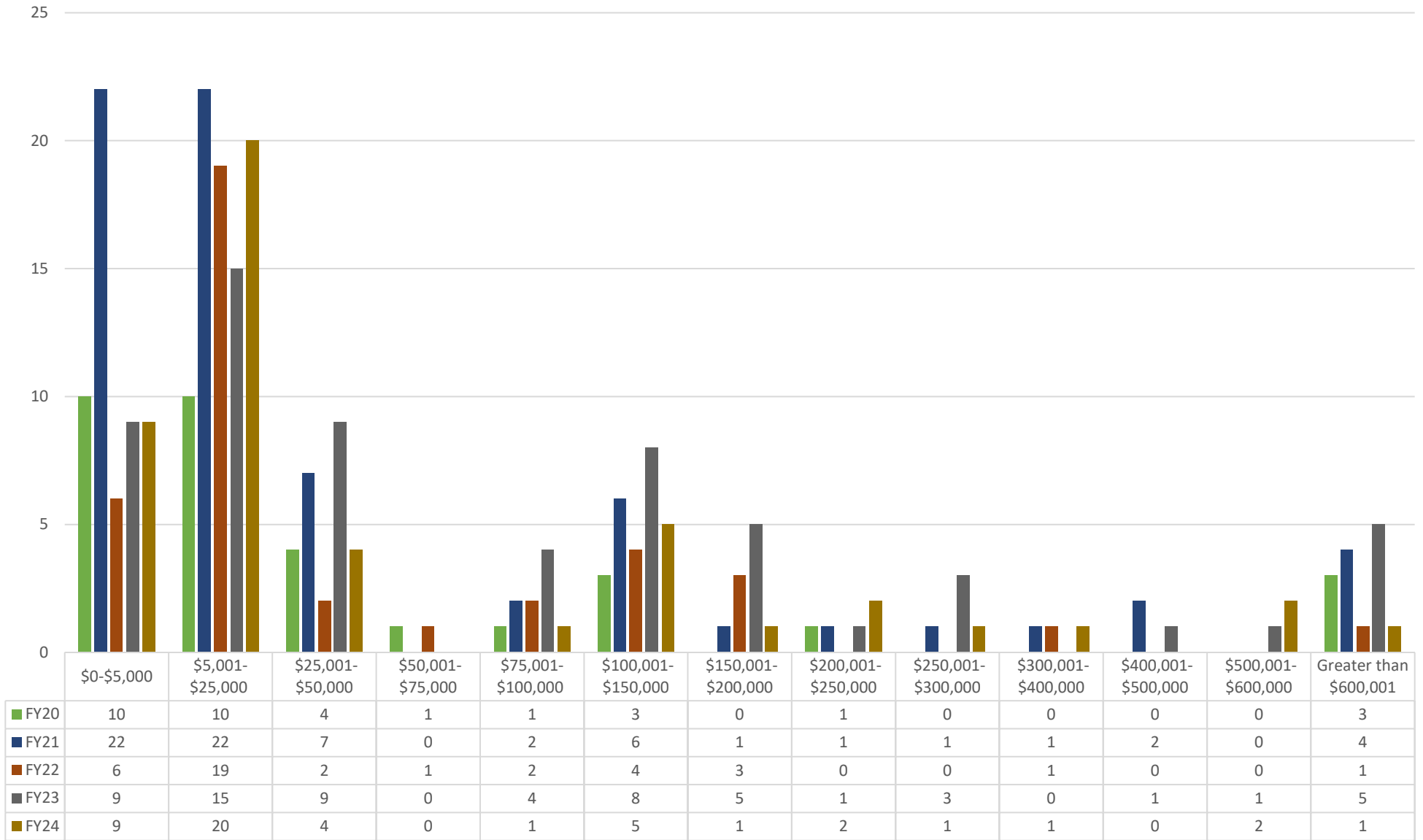


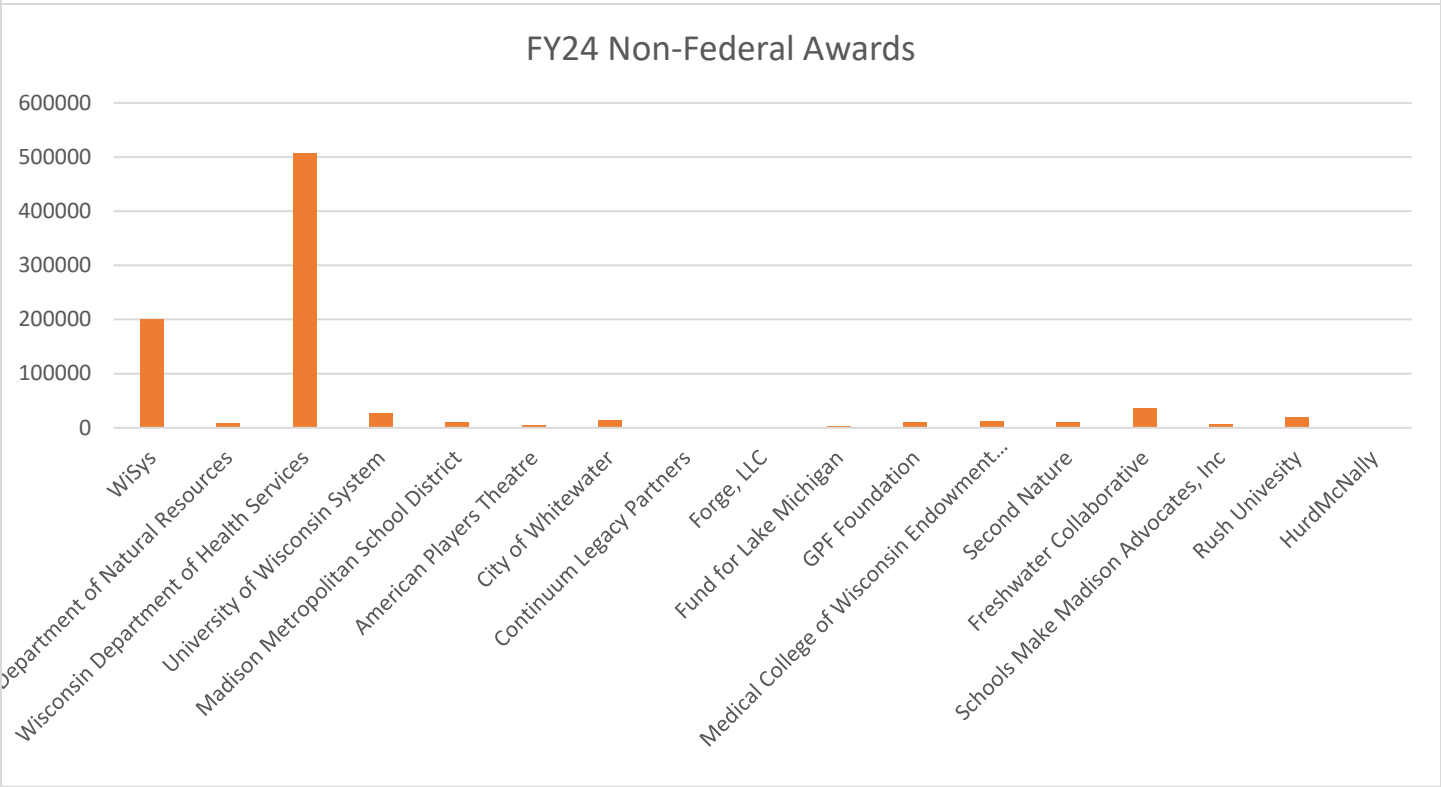
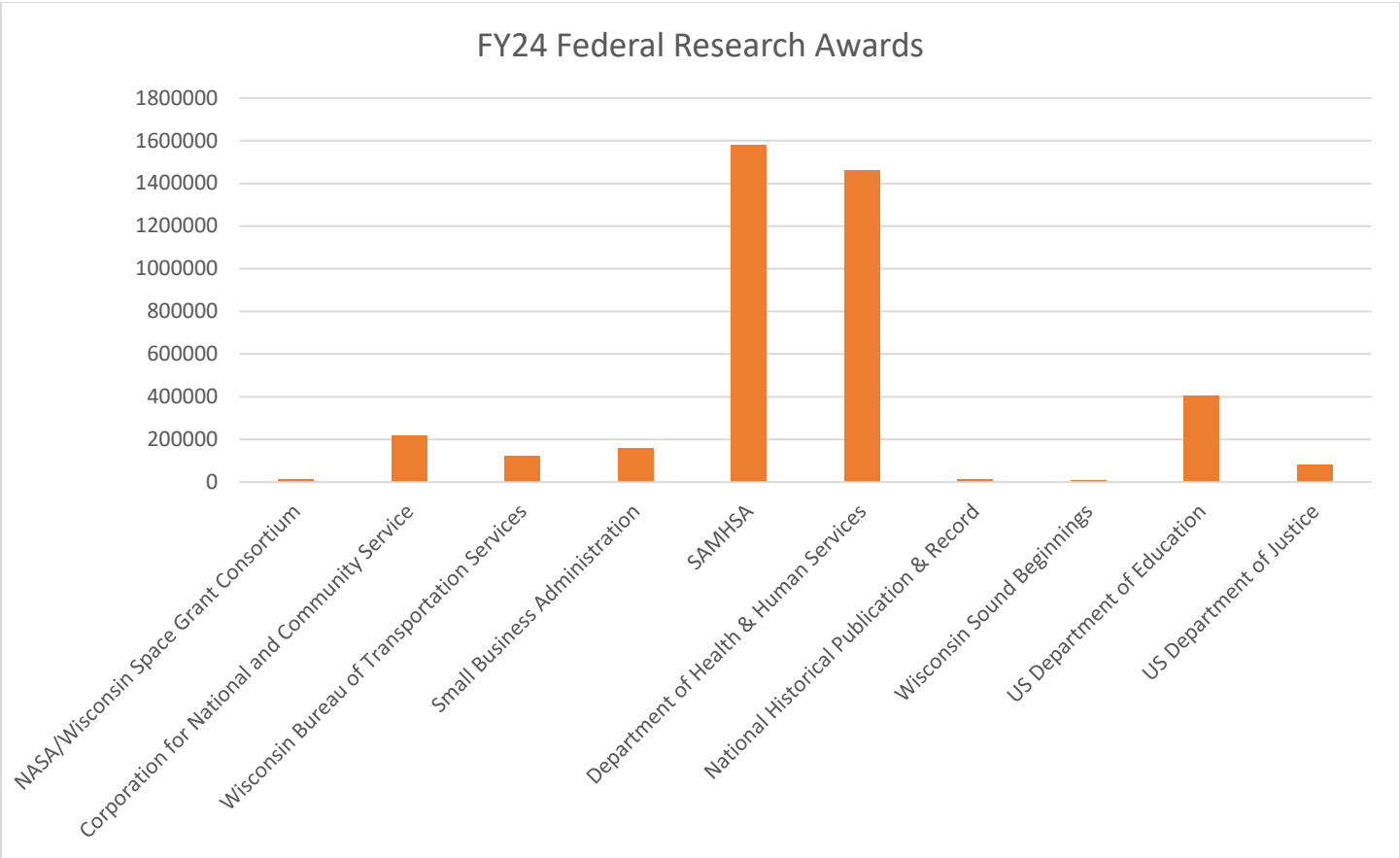
FY20	\$130,000	\$253,827	\$3,643,138	\$2,006,862	\$3,971,690	\$3,200,260	\$1,369,881	\$1,060,500	
FY21	\$162,683	\$163,766	\$6,768,145	\$3,575,924	\$3,213,157	\$7,835,392	\$429,074		\$111,000
FY22		\$13,420	\$4,695,986	\$5,698,972	\$1,330,364	\$10,297,084	\$3,296,096	\$4,781,468	\$963,346
FY23	\$82,329	\$-	\$1,218,618	\$1,846,858	\$3,850,350	\$13,839,070	\$417,682		
FY24		\$440,966	\$616,926	\$1,859,767	\$2,408,390	\$6,661,274	\$90,001		\$421,500

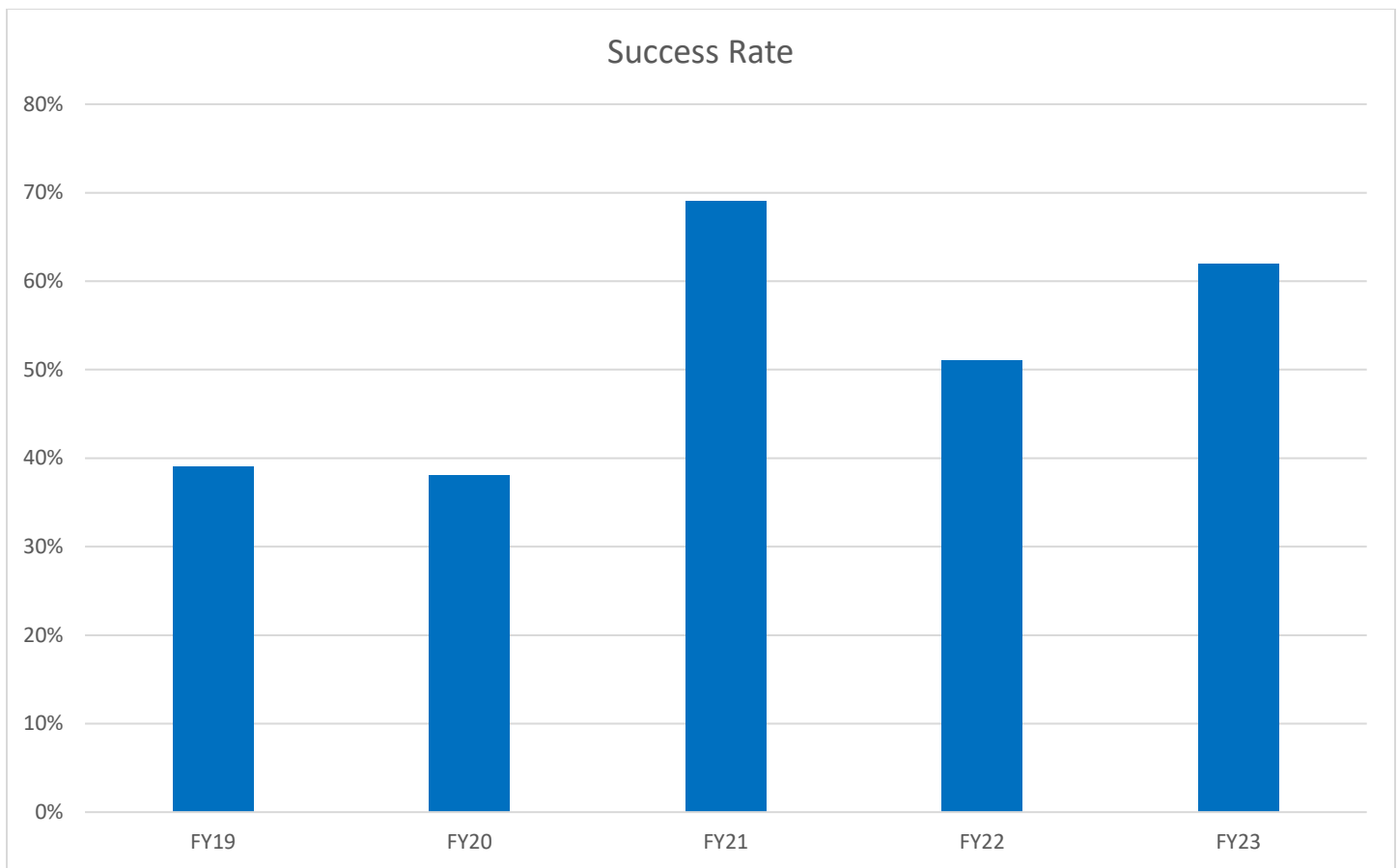
Research Award Value by Funding Type



Number of Awards Broken down by Amount & Fiscal Year







AWARDS					
Girard, Steven	COLS	Chemistry	WiSys	State	\$50,000
Hammer, Michael	COEPS	Communication Disorders	WiSys	State	\$50,000
Martin, Gina	COEPS	Counselor Education	WiSys	State	\$50,000
Hammer, Michael	COEPS	Communication Disorders	University of Wisconsin System	State	\$15,000
Hairi, Fnu	COLS	Computer Science	WiSys	State	\$10,000
Jonnalagadda, Shirisha	COLS	Chemistry	WiSys	State	\$10,000
Wilt, Courtney	COEPS	Special Education	WiSys	State	\$10,000
Zakaria, Rimi	COBE	Management	WiSys	State	\$10,000
Carone, Timothy	COBE	IT Supply Chain Management	WiSys	State	\$10,000
Kashian, Russell	COBE	Economics	Freshwater Collaborative	State	\$24,580
Harrahy, Elisabeth	COLS	Biology	Freshwater Collaborative	State	\$12,131

Smith, Jessica	Student Affairs	CITEE	Wisconsin Department of Health Services	State	\$507,688
Kashian, Russell	COBE	Economics	Madison Metropolitan School District	State	\$10,000
Kashian, Russell	COBE	Economics	Schools Make Madison Advocates, Inc	Private	\$6,000
Rowe, Jeannine	COLS	Social Work	Rush Univesity	Private	\$20,000
Kashian, Russell	COBE	Economics	American Players Theatre	Private	\$4,500
Kashian, Russell	COBE	Economics	City of Whitewater	Local	\$5,000
Bhattacharyya, Prajukti	COLS	Geography, Geology & Env Sci	Second Nature	Private	\$10,000
Kashian, Russell	COBE	Economics	Continuum legacy Partners	Private	\$2,000
Miller, A. Bill	COAC	Art and Design	GPF Foundation	Private	\$9,600
Dellinger, Jonathan	COAC	Communication	Medical College of Wisconsin Endowment Funding	Private	\$12,214
Kashian, Russell	COBE	Economics	City of Whitewater	Local	\$9,500
Kashian, Russell	COBE	Economics	Forge, LLC	Private	\$1,500
Kashian, Russell	COBE	Economics	Fund for Lake Michigan	Private	\$3,500
Splinter, Dale	COLS	Geography, Geology & Env Sci	Wisconsin Department of Natural Resources	State	\$8,458
Kashian, Russell	COBE	Economics	University of Wisconsin System	State	\$2,500
Kashian, Russell	COBE	Economics	HurdMcNally	Private	\$750
Kashian, Russell	COBE	Economics	University of Wisconsin System	State	\$4,000
Kashian, Russell	COBE	Economics	University of Wisconsin System	State	\$4,500
Smith, Jessica	Student Affairs	CITEE	Department of Health & Human Services	Federal	\$277,927
Rowe, Jeannine	COLS	Social Work	Department of Health & Human Services	Federal	\$378,322
Drechsler, Kathy	COLS	Social Work	US Department of Education	Federal	\$150,000
Neddenreip, Christine	COLS	Psychology	US Department of Education	Federal	\$119,007
Smith, Jessica	Student Affairs	CITEE	Department of Health & Human Services	Federal	\$37,144
Bettters-Boubon, Jennifer	COEPS	Counselor Education	US Department of Education	Federal	\$135,000
Cushing-Leubner, Jenna	COEPS	Curriculum & Instruction	Corporation for National and Community Service	Federal	\$215,705
Smith, Jessica	Student Affairs	CITEE	Department of Health & Human Services	Federal	\$247,891
Buchman, Tracy	COBE	Occupation Health & Safety	Wisconsin Bureau of Transportation Services	Federal	\$123,119
Feggestad, Kaia	COEPS	Communication Disorders	Wisconsin Sound Beginnings	Federal	\$9,000
Burt, Jason	Administrative Affairs	Police Services	US Department of Justice	Federal	\$81,254

Smith, Jessica	Student Affairs	CITEE	SAMHSA	Federal	\$126,831
Chisholm, Ron	COBE	Small Business Development Center	Small Business Administration	Federal	\$161,137
Smith, Jessica	Student Affairs	CITEE	SAMHSA	Federal	\$1,453,599
Cervera, Yesenia	COLS	Womens Studies	National Historical Publication & Record	Federal	\$12,030
Fox, Carl	GSCE	Research & Sponsored Programs	Department of Health & Human Services	Federal	\$13,500
Girard, Steven	COLS	Chemistry	Wisconsin Space Grant Consortium	Federal	\$12,616
Gilbertson, Lynn	COEPS	Communication Disorders	Department of Health & Human Services	Federal	\$507,350

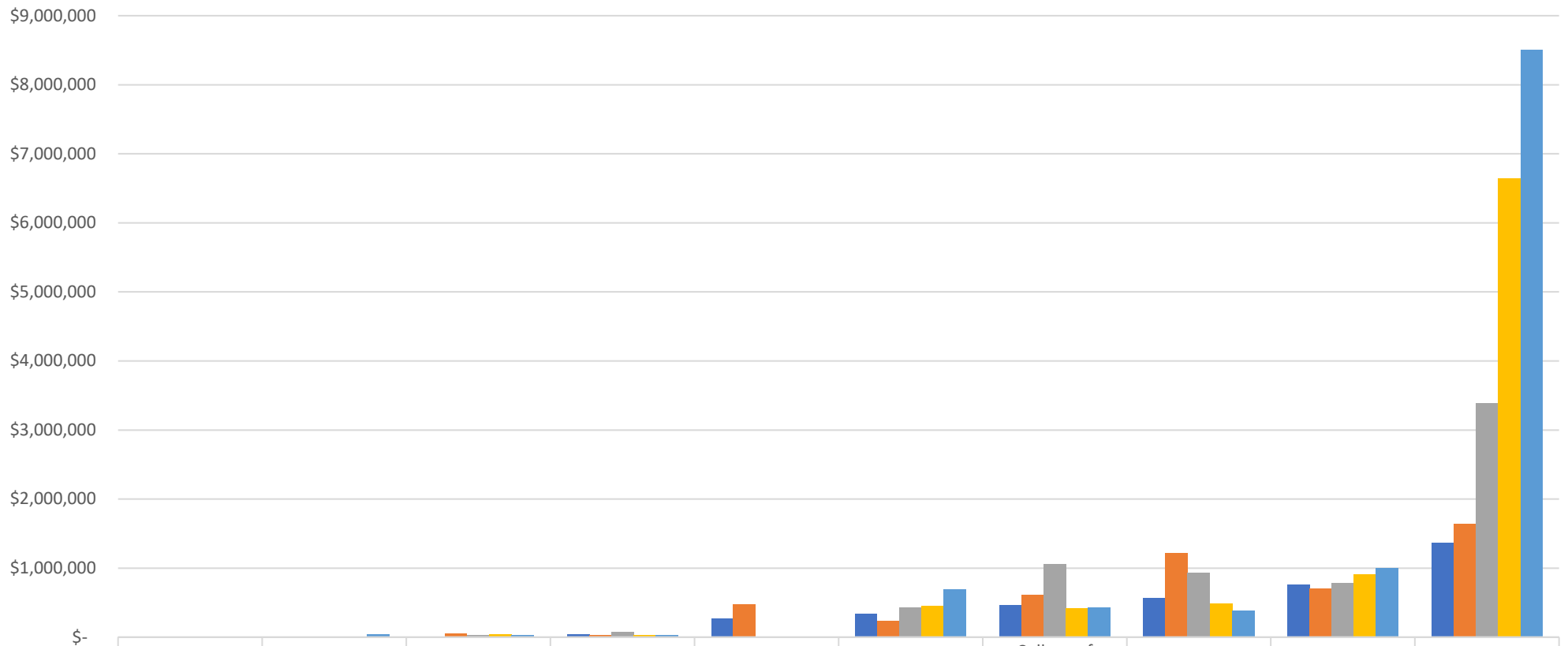
SUBMISSIONS					
PI	Unit	Department	Sponsor	Funding Level	Proposed Amount
Rowe, Jeannine	COLS	Social Work	A2 Collective	Private	\$217,385
Rowe, Jeannine	COLS	Social Work	AARP	Private	\$34,271
Hansen, Ruth	COBE	Management	AFP Foundation for Philanthropy	Private	\$10,000
Kashian, Russell	COBE	Economics	American Players Theatre	Private	\$4,500
Cushing-Leubner, Jenna	COEPS	Curriculum & Instruction	AmeriCorps	Federal	\$488,930
Rowe, Jeannine	COLS	Social Work	Bader Philanthropies	Private	\$310,154
Kashian, Russell	COBE	Economics	City of Whitewater	Local	\$5,000
Kashian, Russell	COBE	Economics	City of Whitewater	Local	\$9,500
Kashian, Russell	COBE	Economics	Continuum Legacy Partners	Private	\$2,000
Rowe, Jeannine	COLS	Social Work	CTA	Private	\$38,873
Collet-Klingenberg, Lana	COEPS	Special Education	Department of Education	Federal	\$0
Ednie, Andrea	COEPS	Kinesiology	Department of Education	Federal	\$0
Kashian, Russell	COBE	Economics	Forge, LLC	Private	\$1,500
Kashian, Russell	COBE	Economics	Fund for Lake Michigan	Private	\$3,500
Kashian, Russell	COBE	Economics	Godfrey Law	Private	\$2,000
Miller, A. Bill	COAC	Art and Design	GPF Foundation	Private	\$9,600
Kashian, Russell	COBE	Economics	Green Lake Association	Private	\$74,063
Kashian, Russell	COBE	Economics	HurdMcNally, LLC	Private	\$1,500
Dimmig, Ashley	COAC	Art and Design	Institute of Museum and Library Services	Federal	\$124,474
Kashian, Russell	COBE	Economics	KH Group, Inc.	Private	\$2,000
Dellinger, Jonathan	COAC	Communication	Medical College of Wisconsin Endowment Funding	Private	\$12,214

Cushing-Leubner, Jenna	COEPS	Curriculum & Instruction	National Endowment for the Arts	Federal	\$0
Dimmig, Ashley	COAC	Art and Design	National Endowment for the Arts	Federal	\$0
Dimmig, Ashley	COAC	Art and Design	National Endowment for the Arts	Federal	\$89,310
Dimmig, Ashley	COAC	Art and Design	National Endowment for the Humanities	Federal	\$150,000
Cervera, Yesenia	COLS	Womens Studies	National Historical Publication & Record	Federal	\$12,030
Frye, John	COLS	Geography, Geology & Env Sci	National Science Foundation	Federal	\$200,000
Kashian, Russell	COBE	Economics	National Science Foundation	Federal	\$74,618
Kumpaty, Hephzibah	COLS	Chemistry	National Science Foundation	Federal	\$1,000,003
Naber, Kimberly	COLS	Chemistry	National Science Foundation	Federal	\$46,749
Warren, Pamela	Provost	PreCollege Programs	National Security Agency	Federal	\$90,001
Rowe, Jeannine	COLS	Social Work	Otto Bremer Trust	Private	\$150,352
Kashian, Russell	COBE	Economics	Provost Office	State	\$4,000
Kashian, Russell	COBE	Economics	Schools Make Madison Advocates, Inc.	Private	\$6,000
Bhattacharyya, Prajukti	COLS	Geography, Geology & Env Sci	Second Nature	Private	\$10,000
Chisholm, Ron	COBE	Small Business Development Center	Small Business Administration	Federal	\$161,135
Blair, Elizabeth	COEPS	Educational Foundations	Spencer Foundation	Private	\$56,999
Wilt, Courtney	COEPS	Special Education	Spencer Foundation	Private	\$74,993
Fan-Osuala, Onochie	COBE	IT Supply Chain Management	Tommy G. Thompson Center on Public Leadership	State	\$19,900
Fox, Carl	GSCE	Research & Sponsored Programs	Tommy G. Thompson Center on Public Leadership	State	\$9,300
Fox, Carl	GSCE	Research & Sponsored Programs	Tommy G. Thompson Center on Public Leadership	State	\$43,500
Wilt, Courtney	COEPS	Special Education	Tommy G. Thompson Center on Public Leadership	State	\$85,940
Borne, Kari	GSCE	Credit Outreach	Tommy Thompson Center on Public Leadership	State	\$18,700
Fox, Carl	GSCE	Research & Sponsored Programs	Universities of Wisconsin	State	\$175,000
Hammer, Michael	COEPS	Communication Disorders	Universities of Wisconsin	State	\$10,000
Hanger, Rex	COLS	Geography, Geology & Env Sci	Universities of Wisconsin	State	\$10,001
Kashian, Russell	COBE	Economics	University of Houston-Clear Lake	State	\$1,000
Fox, Carl	GSCE	Research & Sponsored Programs	University of Wisconsin-System	State	\$175,000

Schafer, Adam	COEPS	Curriculum & Instruction	University of Wisconsin-System	State	\$160,150
Schafer, Adam	COEPS	Curriculum & Instruction	University of Wisconsin-System	State	\$164,150
Whalen, Karen	COBE	Marketing	University of Wisconsin-System	State	\$10,000
Wildermuth, Susan	COAC	Communication	University of Wisconsin-System	State	\$10,000
Kashian, Russell	COBE	Economics	UW LaCrosse	State	\$4,500
Hessenauer, Sarah	COLS	Social Work	UW System	State	\$50,000
Hessenauer, Sarah	COLS	Social Work	UW System	State	\$50,000
Kashian, Russell	COBE	Economics	UW Whitewater Foundation, Inc	Private	\$2,500
Cushing-Leubner, Jenna	COEPS	Curriculum & Instruction	Veterans Legacy Grants Program	Federal	\$281,923
Dimmig, Ashley	COAC	Art and Design	We Energies Foundation	Private	\$35,368
Kashian, Russell	COBE	Economics	Wisconsin DATCP/USDA	Federal	\$57,991
Buchman, Tracy	COBE	Occupation Health & Safety	Wisconsin Bureau of Transportation Services	Federal	\$123,119
Gilbertson, Lynn	COEPS	Communication Disorders	Wisconsin Department of Health Services	Federal	\$507,343
Rowe, Jeannine	COLS	Social Work	Wisconsin Department of Health Services	State	\$99,999
Smith, Jessica	Student Affairs	CITEE	Wisconsin Department of Health Services	Federal	\$607,180
Smith, Jessica	Student Affairs	CITEE	Wisconsin Department of Health Services	Federal	\$568,615
Smith, Jessica	Student Affairs	CITEE	Wisconsin Department of Health Services	Federal	\$412,229
Smith, Jessica	Student Affairs	CITEE	Wisconsin Department of Health Services	Federal	\$2,587,460
Smith, Jessica	Student Affairs	CITEE	Wisconsin Department of Health Services	Federal	\$782,830
Smith, Jessica	Student Affairs	CITEE	Wisconsin Department of Health Services	Federal	\$250,000
Smith, Jessica	Student Affairs	CITEE	Wisconsin Department of Health Services	Federal	\$1,452,960
Neddenriep, Christine	COLS	Psychology	Wisconsin Department of Public Instruction	Federal	\$128,925
Dimmig, Ashley	COAC	Art and Design	Wisconsin Humanities Council	Federal	\$10,000
Feggestad, Kaia	COEPS	Communication Disorders	Wisconsin Sound Beginnings	Federal	\$9,000
Compas, Eric	COLS	Geography, Geology & Env Sci	Wisconsin Space Grant Consortium	Federal	\$9,948
Girard, Steven	COLS	Chemistry	Wisconsin Space Grant Consortium	Federal	\$9,700
Kashian, Russell	COBE	Economics	Wisconsin Valley Fair	Private	\$4,000

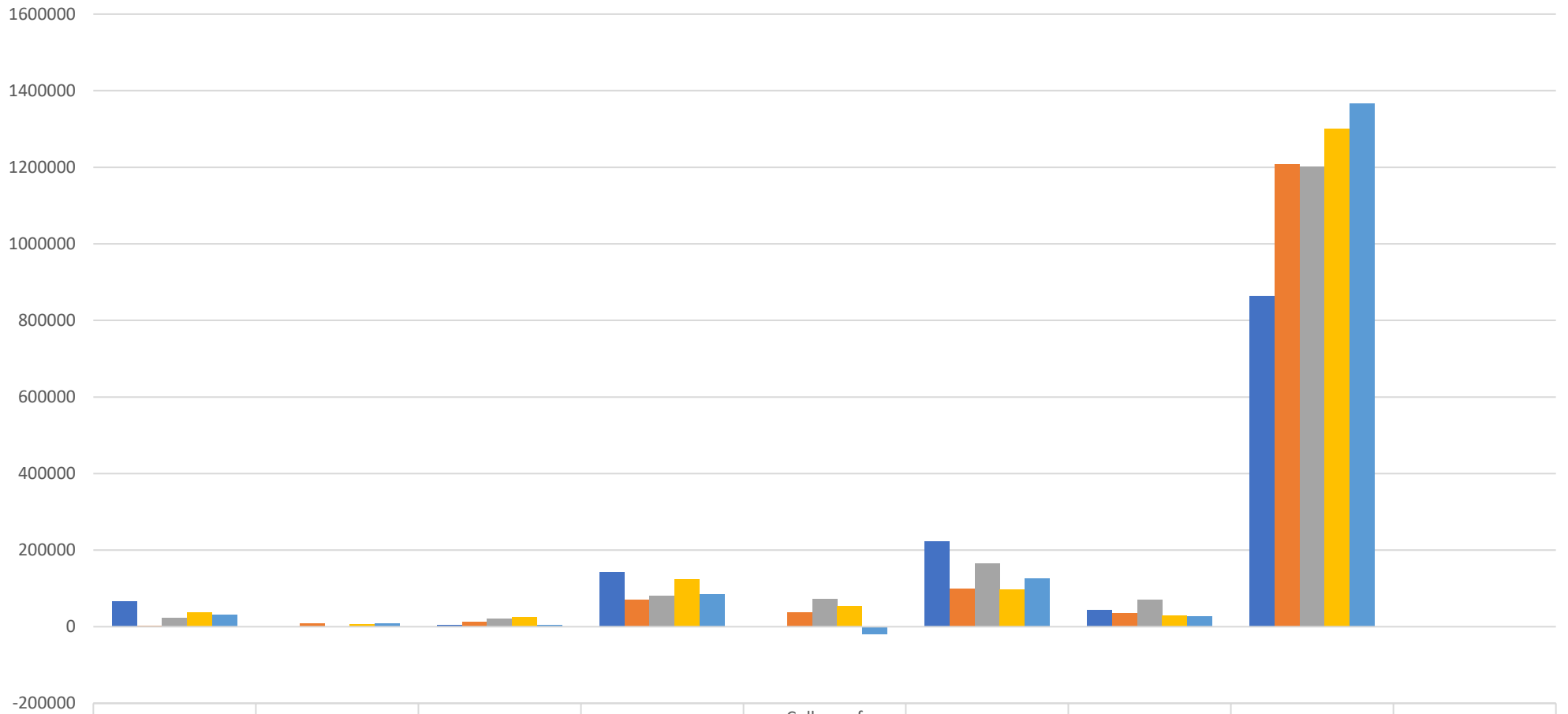
Carone, Timothy	COBE	IT Supply Chain Management	WiSys	State	\$8,000
Hairi, FNU	COLS	Computer Science	WiSys	State	\$10,000
Jonnalagadda, Shirisha	COLS	Chemistry	WiSys	State	\$10,000
Martin, Gina	COEPS	Counselor Education	WiSys	State	\$10,000
Pandiyan, Balamurugan	COLS	Mathematics	WiSys	State	\$10,000
Wei, Qi	COEPS	Special Education	WiSys	State	\$9,340
Wilt, Courtney	COEPS	Special Education	WiSys	State	\$9,999
Zakaria, Rimi	COBE	Management	WiSys	State	\$9,800
Zakaria, Rimi	COBE	Management	WiSys	State	\$14,800

Total Research Expenditures by Division



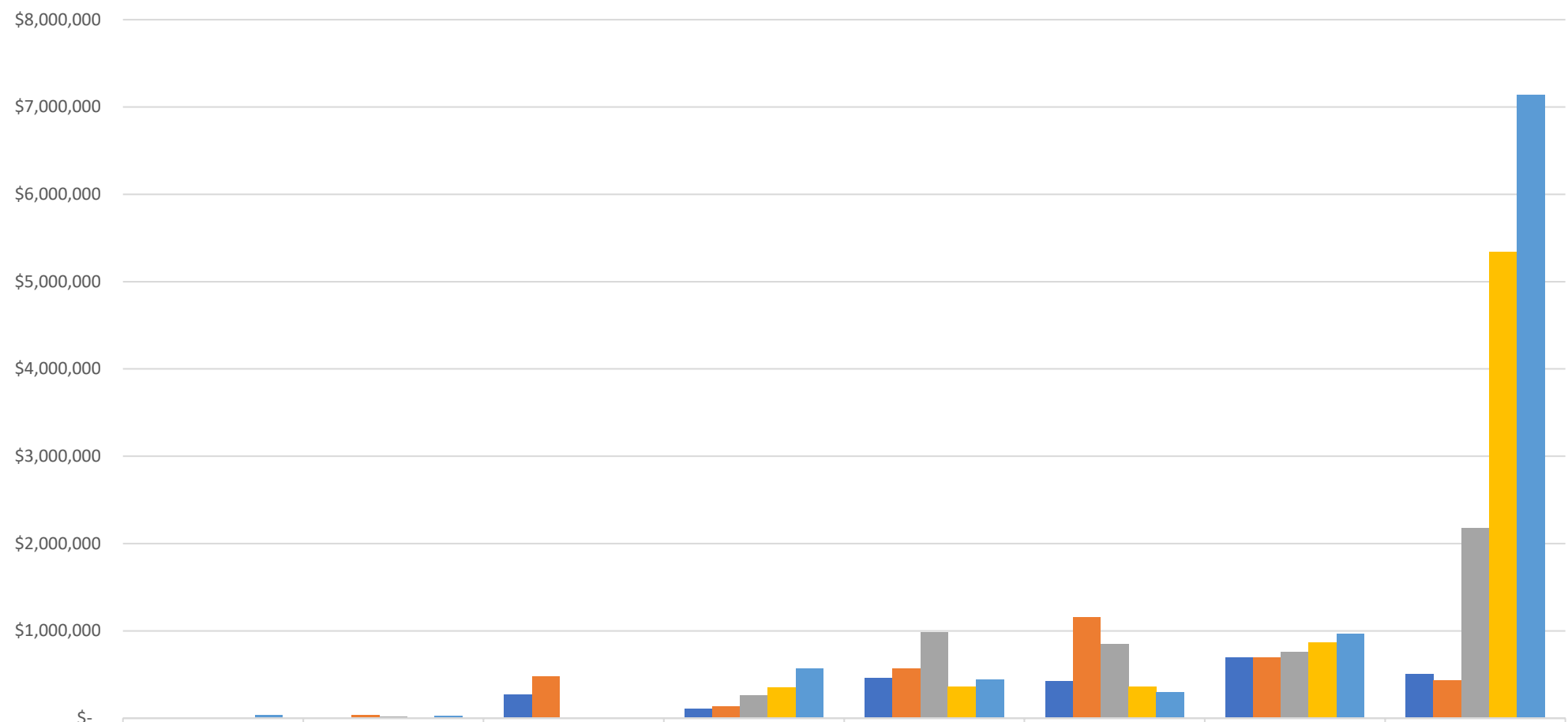
	Enrollment & Retention	Administrative Affairs	College of Arts & Communication	Graduate Studies & Continuing Education	College of Integrated Studies	College of Letters & Science	College of Education & Professional Studies	College of Business & Economics	Academic Affairs	Student Affairs
2020		\$702	\$5,198	\$43,752	\$270,872	\$334,883	\$461,843	\$567,295	\$763,192	\$1,367,777
2021		\$7,506	\$52,911	\$35,605	\$477,275	\$233,211	\$609,446	\$1,223,256	\$698,371	\$1,643,121
2022		\$2,179	\$32,947	\$70,388	\$8,731	\$427,525	\$1,053,552	\$931,635	\$780,827	\$3,380,942
2023		\$6,028	\$36,782	\$28,314		\$445,716	\$417,399	\$485,552	\$904,508	\$6,638,547
2024	\$963	\$41,480	\$33,732	\$27,007		\$697,299	\$423,903	\$383,937	\$1,000,368	\$8,501,851

Total Non-Federal Research Expenditures by Division



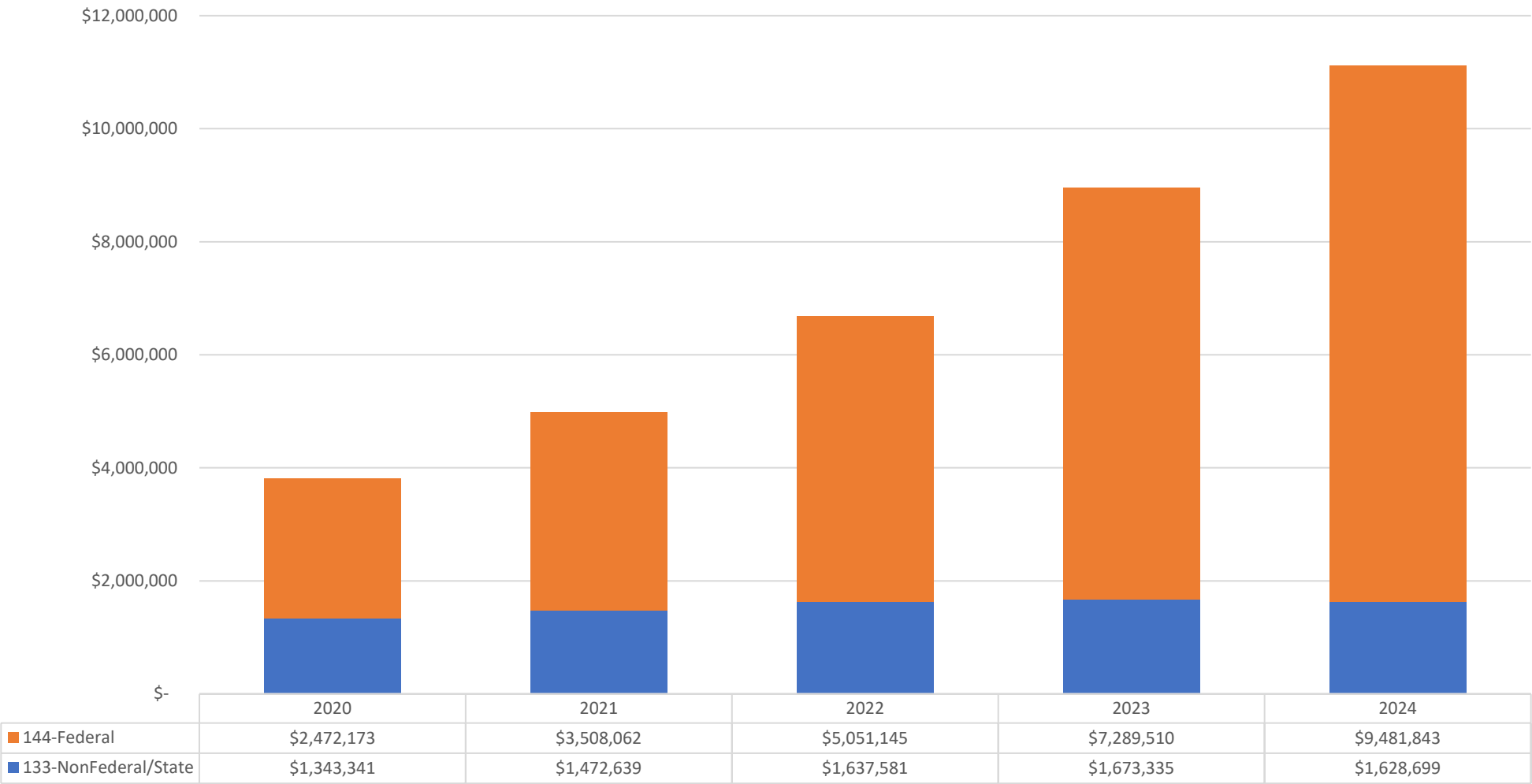
	Academic Affairs	Administrative Affairs	College of Arts & Communication	College of Business & Economics	College of Education & Professional Studies	College of Letters & Science	Graduate Studies & Continuing Education	Student Affairs	Enrollment & Retention
2020	67238.18	701.72	4049.44	142910.09	-10.05	222061.16	43751.82	862638.62	
2021	3152.2	7505.58	11897.91	70123.25	37339.49	99951.49	35604.97	1207064.57	
2022	23058.9	2178.8	20145.51	81314.65	72245.59	165550.9	70387.77	1202698.48	
2023	37569.96	6027.86	24902.3	123968.56	54413.82	97765.21	28313.61	1300374.08	
2024	30866.61	7357.82	4518.42	83957.96	-19598.04	126308.55	27007.35	1367316.93	963.09

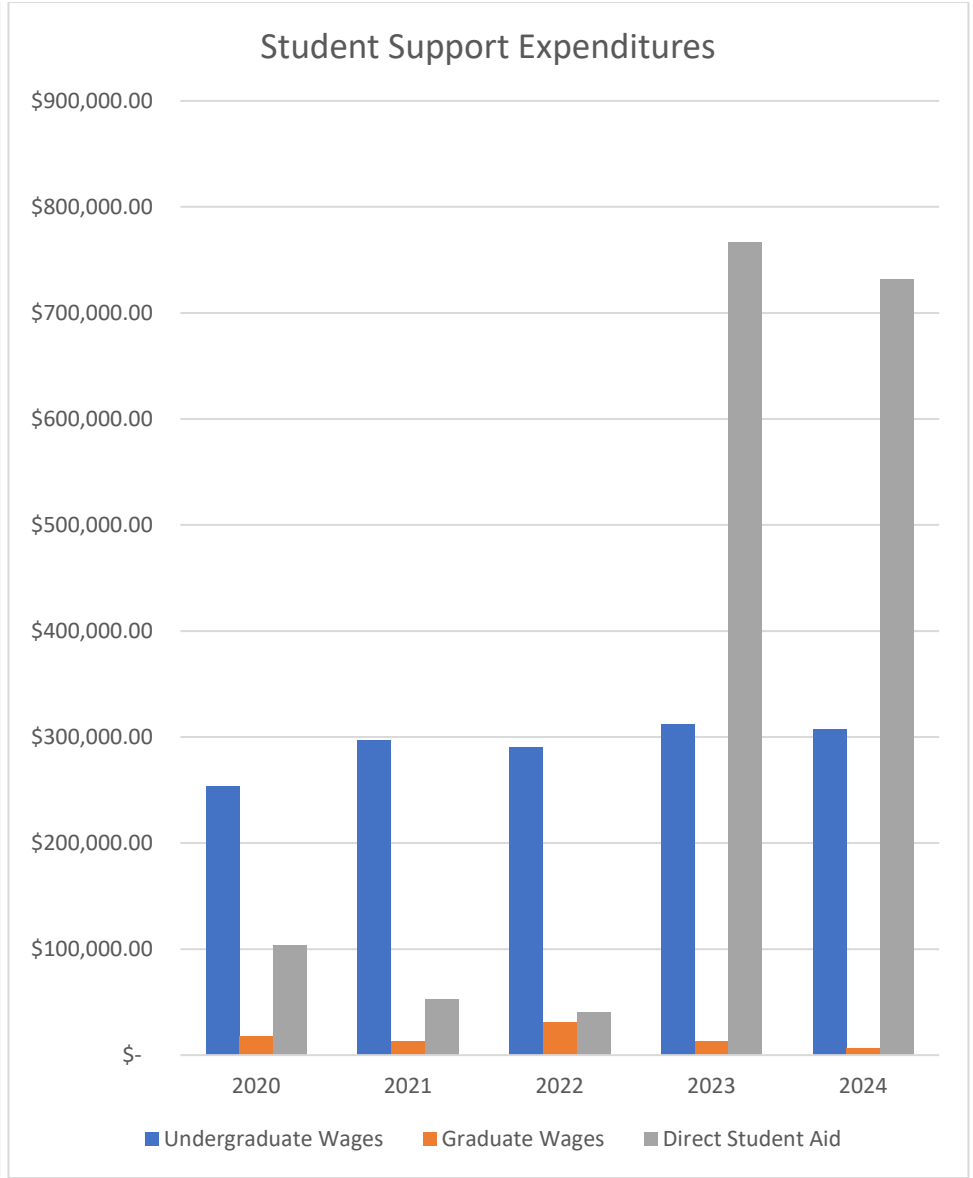
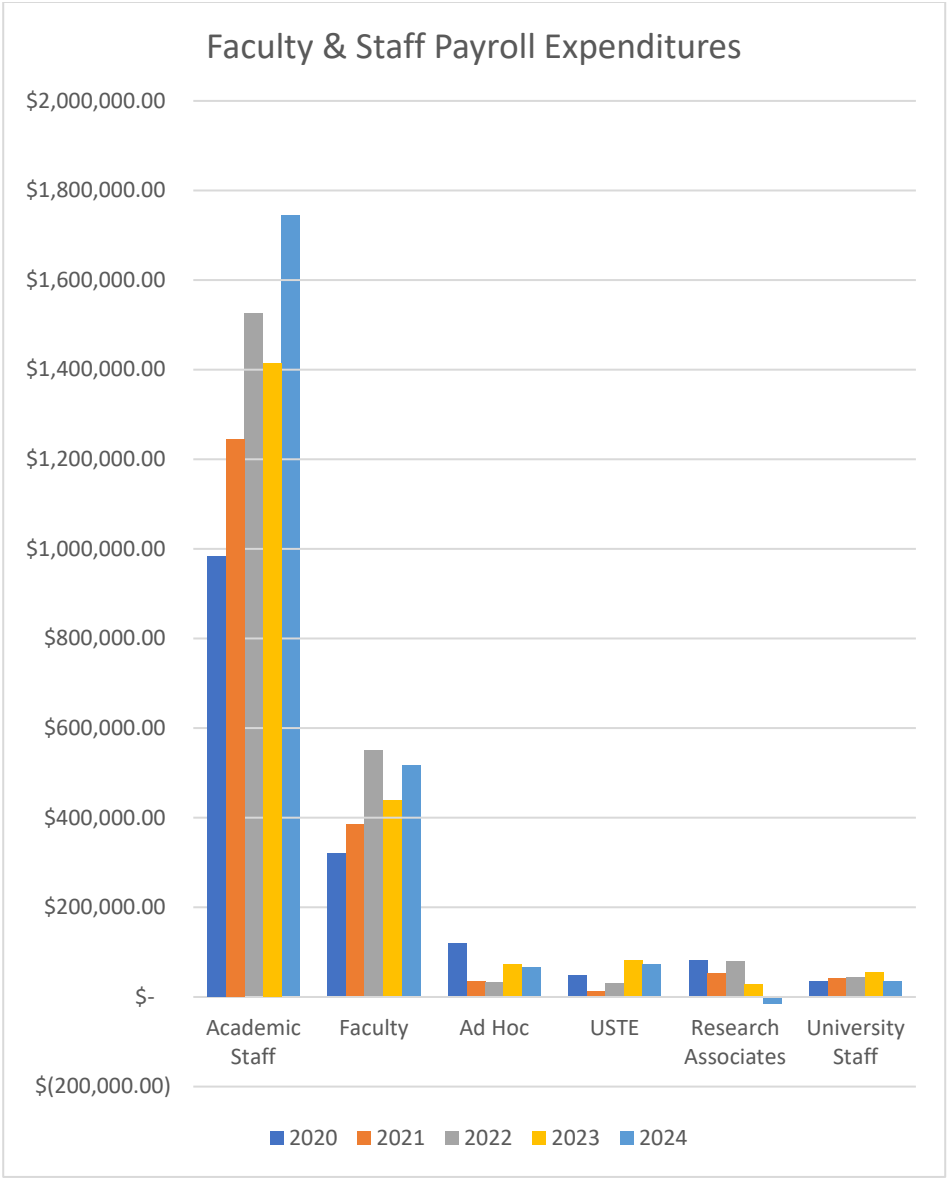
Total Federal Research Expenditures by Division



	Administrative Affairs	College of Arts & Communication	College of Integrated Studies	College of Letters & Science	College of Education & Professional Studies	College of Business & Economics	Academic Affairs	Student Affairs
2020		\$1,149	\$270,872	\$112,822	\$461,853	\$424,385	\$695,954	\$505,138
2021		\$41,013	\$477,275	\$133,259	\$572,106	\$1,153,133	\$695,219	\$436,056
2022		\$12,801	\$8,731	\$261,974	\$981,307	\$850,320	\$757,768	\$2,178,243
2023		\$11,879		\$347,951	\$362,985	\$361,583	\$866,938	\$5,338,173
2024	\$34,122	\$29,214		\$570,991	\$443,501	\$299,979	\$969,501	\$7,134,534

Total Research Expenditures per Fiscal Year



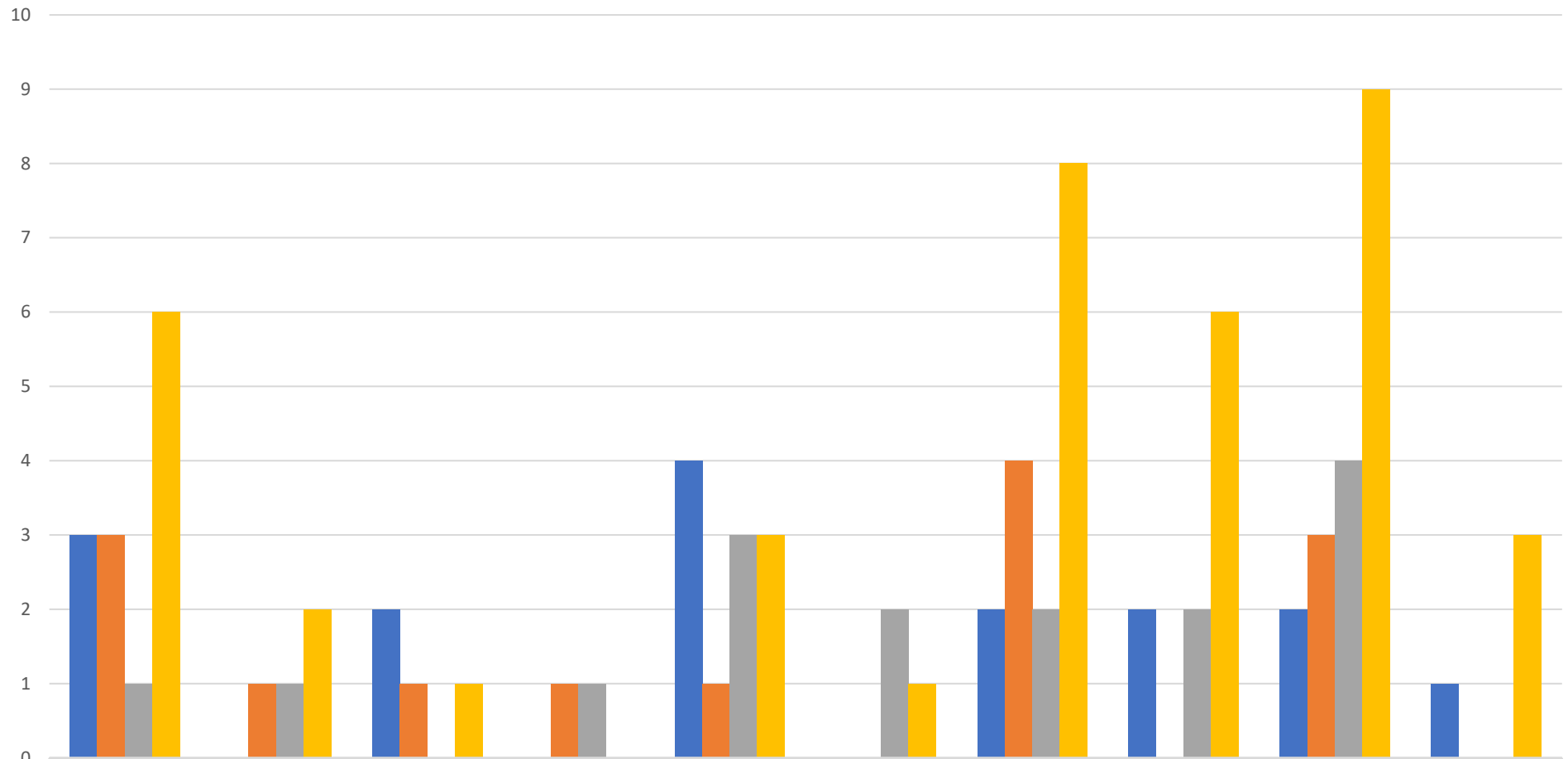




TOP TEN 133 EXPENDITURES-STATE/PRIVATE FUNDING	FY20	FY21	FY22	FY23	FY24
WI DHS Total	\$152,090.30	\$448,088.63	\$444,226.35	\$366,772.75	\$956,614.46
WI DWD Total	\$678,095.90	\$750,511.94	\$605,633.91	\$595,966.24	\$212,424.83
Department of Children and Families	\$14,174.97		\$131,973.24	\$335,786.42	\$185,527.49
Rush University Medical Center					\$43,982.67
Wisconsin Economic Development Corporation				\$18,236.08	\$38,511.63
Variety The Children's Charity	\$23,711.07		\$19,960.83	\$28,313.61	\$27,007.35
WI DPI Total	\$46,201.53	\$23,713.16		\$25,252.16	\$18,482.60
Fund for Wisconsin Scholars	\$10,703.35				\$12,384.01
Wisconsin Partnership Program					\$10,645.42
Milwaukee Public Schools					\$9,586.46
Dystonia Medical Research Foundation			\$46,975.37	\$33,976.82	
ASIANetwork				\$24,900.00	
Mellon Foundation				\$21,391.49	
Department of Natural Resources	\$18,511.50	\$13,616.25		\$19,284.51	
Lumina Foundation		\$30,363.11	\$50,426.94		
Bader Philanthropies	\$98,044.22	\$23,313.62	\$37,734.36		
Whiting Foundation			\$32,241.63		
Special Olympics of Wisconsin			\$6,349.18		
Great Lakes Higher Education Total	\$49,671.05	\$39,956.29			
State of New Jersey		\$34,688.53			
MAP Fund		\$12,500.00			
Urban League of Greater Madison		\$9,980.37			
Wisconsin BLN	\$59,443.51				
	\$1,150,647.40	\$1,386,731.90	\$1,395,521.81	\$1,469,880.08	\$1,515,166.92

TOP TEN 144 EXPENDITURES-FEDERAL FUNDING	FY20	FY21	FY22	FY23	FY24
Treasury Department				\$4,021,949.67	\$3,911,314.47
US Dept of Ed Total	\$921,569.54	\$1,256,240.92	\$1,216,576.17	\$1,346,818.69	\$1,498,728.16
SAMHSA	\$249,605.14	\$252,361.68	\$1,949,125.21	\$710,022.17	\$879,827.93
Dept of Health & Human Services Total	\$591,996.24	\$557,892.80	\$674,954.37	\$366,243.07	\$364,569.97
Corporation for National and Community Service	\$83,545.09	\$85,587.43	\$105,801.17	\$105,011.36	\$194,714.03
NSF Total	\$85,587.91	\$37,994.84		\$195,940.89	\$175,830.31
SBA Total	\$136,607.94	\$197,465.56	\$124,962.56	\$133,160.45	\$165,587.75
National Security Agency					\$66,891.47
Dept of Transportation Total	\$89,938.75	\$70,150.46	\$73,094.31	\$70,377.60	\$59,055.88
USDA Total					\$42,173.00
Department of Defense	\$86,338.98	\$377,190.04	\$280,293.39	\$62,238.98	
Department of Labor	\$102,490.65		\$333,951.29	\$136,380.45	
Center for Disease Control			\$44,574.02		
DHHS, National Institute of Health Total			\$101,922.97		
NASA Total	\$37,958.69	\$83,028.20			
	\$2,385,638.93	\$2,917,911.93	\$4,905,255.46	\$7,148,143.33	\$7,358,692.97

Sabbatical Awards



■ COAC	3		2		4		2	2	2	1
■ COBE	3	1	1	1	1		4		3	
■ COEPS	1	1		1	3	2	2	2	4	
■ COLS	6	2	1		3	1	8	6	9	3

UNIVERSITY OF WISCONSIN SYSTEM
GIFTS, GRANTS AND CONTRACTS AWARDED
FISCAL YEAR 2023-2024

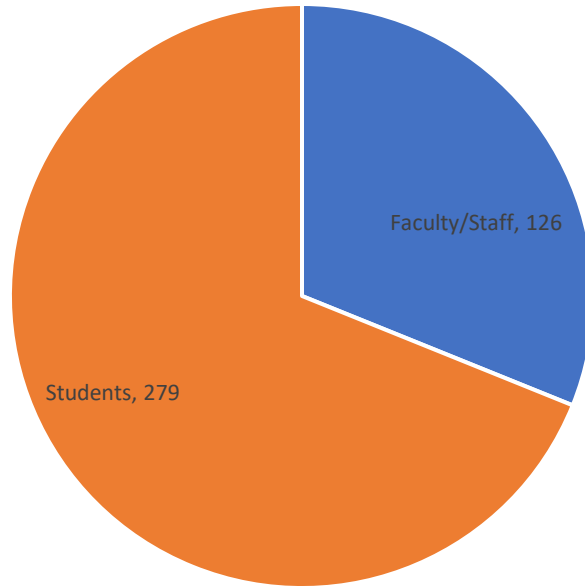
Institution	RESEARCH & PUBLIC SERVICE								
	Total			Federal			Non Federal		
	Fiscal Year to Date		Increase (Decrease)	Fiscal Year to Date		Increase (Decrease)	Fiscal Year to Date		Increase (Decrease)
	2023-24	2022-23		2023-24	2022-23		2023-24	2022-23	
Total	1,620,051,856	1,749,039,716	(128,987,860)	994,158,575	1,150,015,126	(155,856,551)	625,893,281	599,024,591	26,868,690
Madison	1,509,200,865	1,618,467,469	(109,266,604)	917,571,973	1,049,911,057	(132,339,084)	591,628,892	568,556,412	23,072,480
Milwaukee	42,693,119	48,595,588	(5,902,469)	29,845,421	34,923,415	(5,077,994)	12,847,699	13,672,173	(824,475)
Eau Claire	2,876,374	3,059,524	(183,149)	2,063,538	2,114,138	(50,600)	812,836	945,386	(132,550)
Green Bay	9,123,037	6,174,899	2,948,139	5,423,929	4,128,033	1,295,896	3,699,108	2,046,866	1,652,242
La Crosse	2,734,354	1,184,828	1,549,526	2,012,014	597,578	1,414,436	722,340	587,249	135,091
Oshkosh	5,638,114	5,420,240	217,874	4,710,568	3,684,515	1,026,053	927,546	1,735,725	(808,179)
Parkside	773,714	458,268	315,446	469,900	434,595	35,305	303,814	23,673	280,141
Platteville	1,999,474	2,782,722	(783,248)	1,087,073	2,310,987	(1,223,914)	912,401	471,735	440,666
River Falls	948,811	2,495,064	(1,546,253)	783,440	1,879,169	(1,095,729)	165,371	615,895	(450,524)
Stevens Point	11,514,598	14,938,935	(3,424,337)	7,028,233	11,802,675	(4,774,442)	4,486,365	3,136,260	1,350,104
Stout	2,107,998	2,107,135	863	1,679,028	1,262,034	416,994	428,970	845,101	(416,131)
Superior	3,656,200	15,925,011	(12,268,810)	3,248,903	15,354,270	(12,105,367)	407,297	570,740	(163,443)
Whitewater	11,478,491	9,268,821	2,209,671	10,607,312	7,737,878	2,869,434	871,179	1,530,942	(659,763)
System Administration	15,306,706	18,161,214	(2,854,508)	7,627,243	13,874,781	(6,247,538)	7,679,463	4,286,433	3,393,030

UNIVERSITY OF WISCONSIN SYSTEM
GIFTS, GRANTS AND CONTRACTS AWARDED
FISCAL YEAR 2023-2024

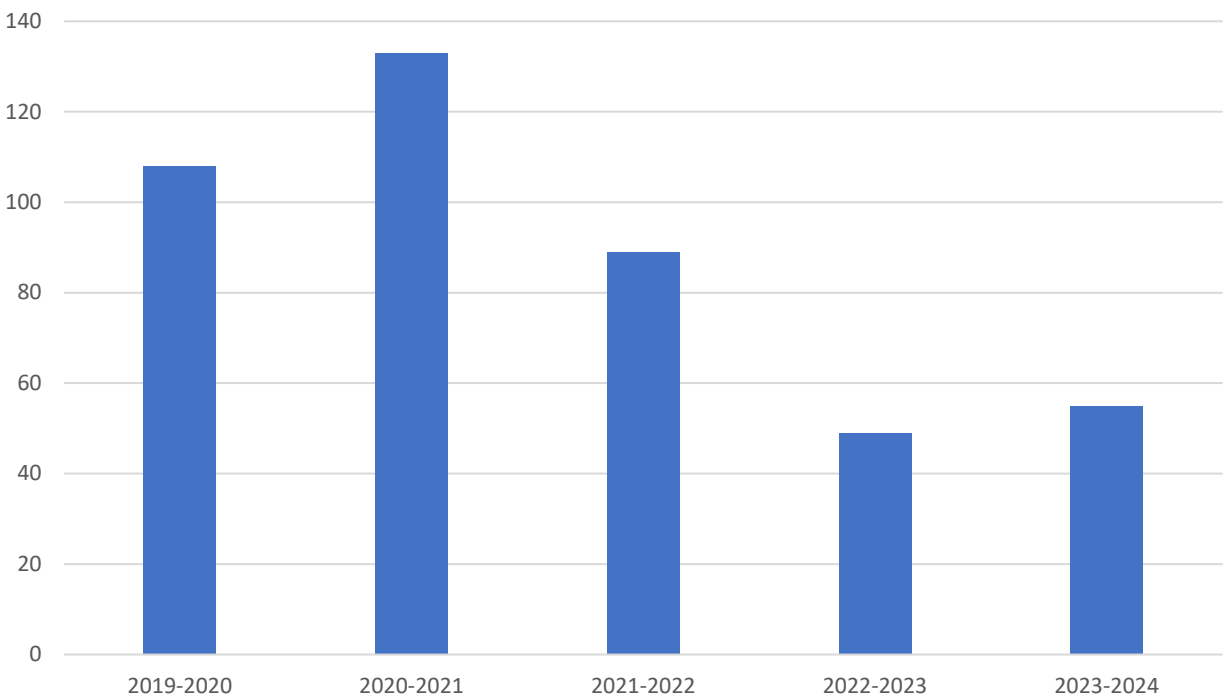
Institution	INSTRUCTION								
	Total			Federal			Non Federal		
	Fiscal Year to Date	Fiscal Year to Date	Increase (Decrease)	Fiscal Year to Date	Fiscal Year to Date	Increase (Decrease)	Fiscal Year to Date	Fiscal Year to Date	Increase (Decrease)
	2023-24	2022-23		2023-24	2022-23		2023-24	2022-23	
Total	81,108,437	101,102,959	(19,994,522)	42,020,284	60,398,301	(18,378,018)	39,088,153	40,720,362	(1,632,209)
Madison	49,655,220	58,931,479	(9,276,259)	23,988,249	34,513,371	(10,525,121)	25,666,970	24,418,108	1,248,862
Milwaukee	12,479,236	15,522,038	(3,042,802)	3,042,312	4,767,598	(1,725,286)	9,436,924	10,754,440	(1,317,516)
Eau Claire	12,975,566	4,185,528	8,790,038	10,880,626	1,103,212	9,777,414	2,094,940	3,082,316	(987,376)
Green Bay	1,127,819	1,675,074	(547,254)	920,628	473,352	447,276	207,191	1,201,722	(994,530)
La Crosse	421,357	438,719	(17,362)	405,532	425,940	(20,408)	15,825	12,779	3,046
Oshkosh	2,183,607	18,079,408	(15,895,801)	2,183,607	18,075,008	(15,891,401)	0	4,400	(4,400)
Parkside	675,488	1,266,662	(591,173)	420,998	924,237	(503,239)	254,490	342,425	(87,934)
Platteville	148,079	133,389	14,690	15,548	0	15,548	132,531	133,389	(858)
River Falls	0	68,429	(68,429)	0	0	0	0	68,429	(68,429)
Stevens Point	973,194	371,323	601,871	12,250	26,360	(14,110)	960,945	344,963	615,981
Stout	350,508	294,946	55,561	124,749	64,474	60,275	225,759	230,472	(4,714)
Superior	16,389	0	16,389	0	0	0	16,389	15,704	684
Whitewater	101,974	135,964	(33,989)	25,785	24,750	1,035	76,189	111,214	(35,024)
System Administration	0	0	0	0	0	0	0	0	0

IRB and IACUC Activity FY 24

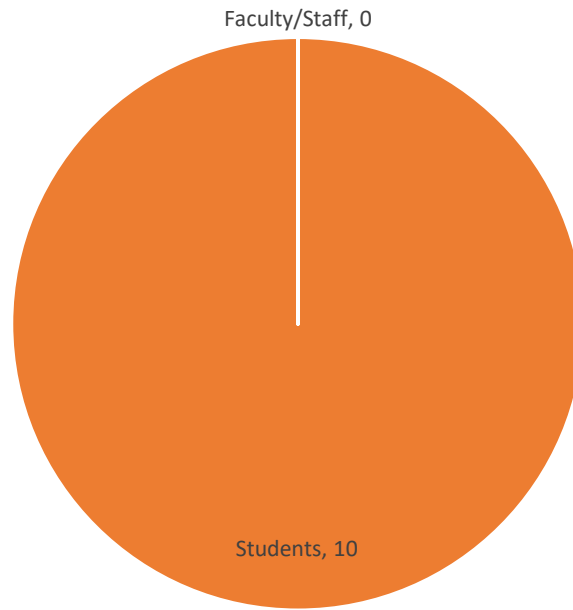
New Human Research Certifications FY 24



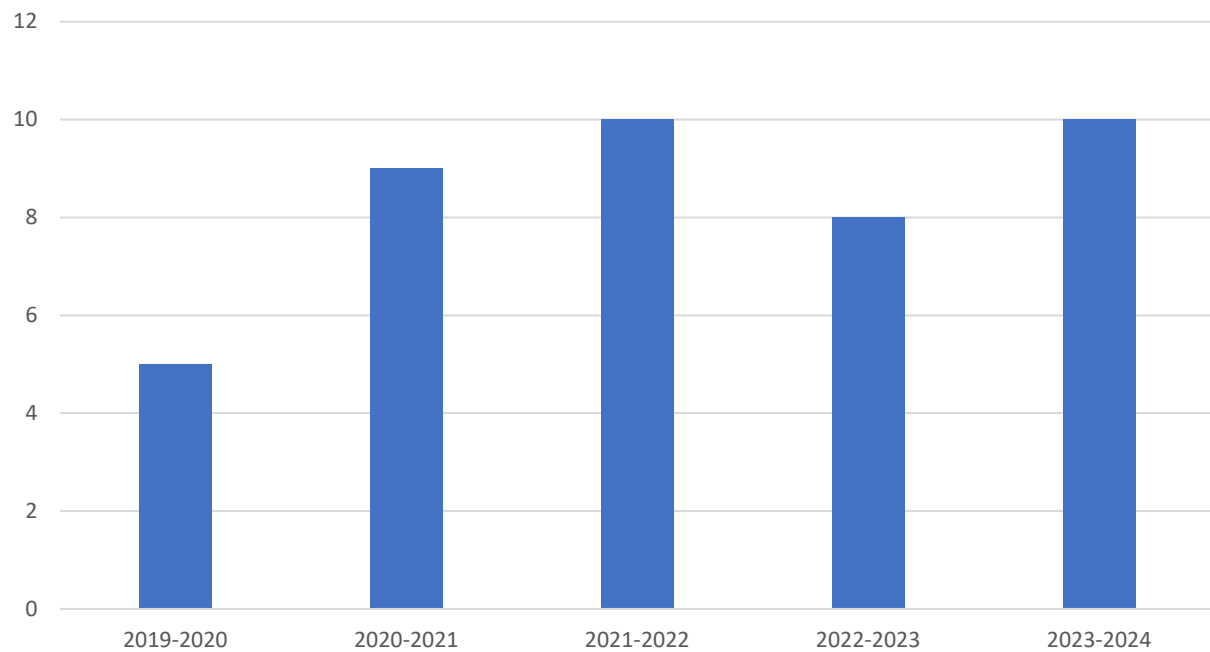
New IRB Protocols



New Animal Research Certifications FY 24



Active IACUC Protocols (#)



UNDERGRADUATE RESEARCH PROGRAM ACTIVITY FY24

