



UNIVERSITY OF WISCONSIN
WHITEWATER

OFFICE OF RESEARCH AND SPONSORED PROGRAMS

REPORT



2016-17

Office of Research and Sponsored Programs
Annual Report for FY 17

Office of Research and Sponsored Programs (ORSP) at the University of Wisconsin-Whitewater is pleased to present the Annual Report of research and sponsored programs activity for FY 17. The Annual Report for FY 17 reflects university-wide activity in terms of proposals submitted and awards received from external sponsors with comparison data from the previous two years and comparative data among the University of Wisconsin System research and comprehensive universities. The Report also provides grant and contract expenditure data by division and source of support.

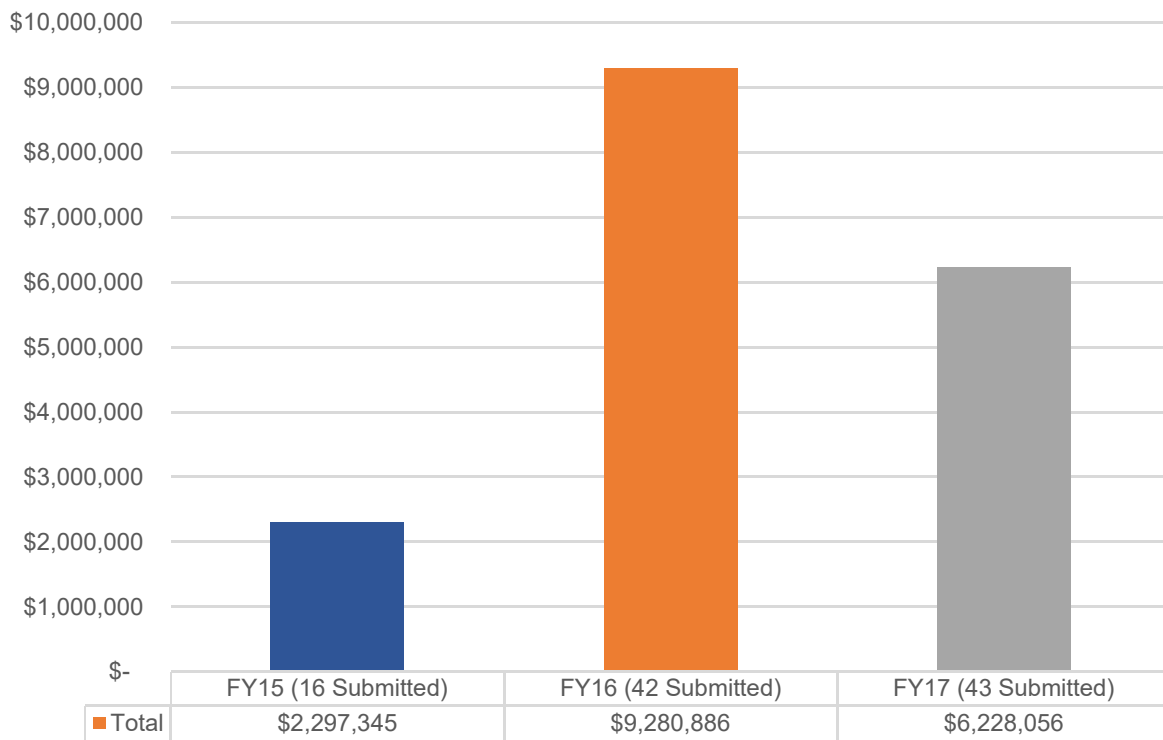
Internal university sponsored research award data are included in this report as well. Data from six internal programs reflect the university's support for scholarly and professional development initiatives. Finally, data are presented defining the levels of human and animal related research activity on the campus.

ORSP extends our sincere thanks and congratulations to the many dedicated faculty, staff, and students who participated in research and sponsored program activities in FY 17. Questions and comments on the report may be sent to Dr. Carl A. Fox, Director, Office of Research and Sponsored Programs, University of Wisconsin-Whitewater, 800 W. Main St., Whitewater, WI. 53190 or foxc@uww.edu.

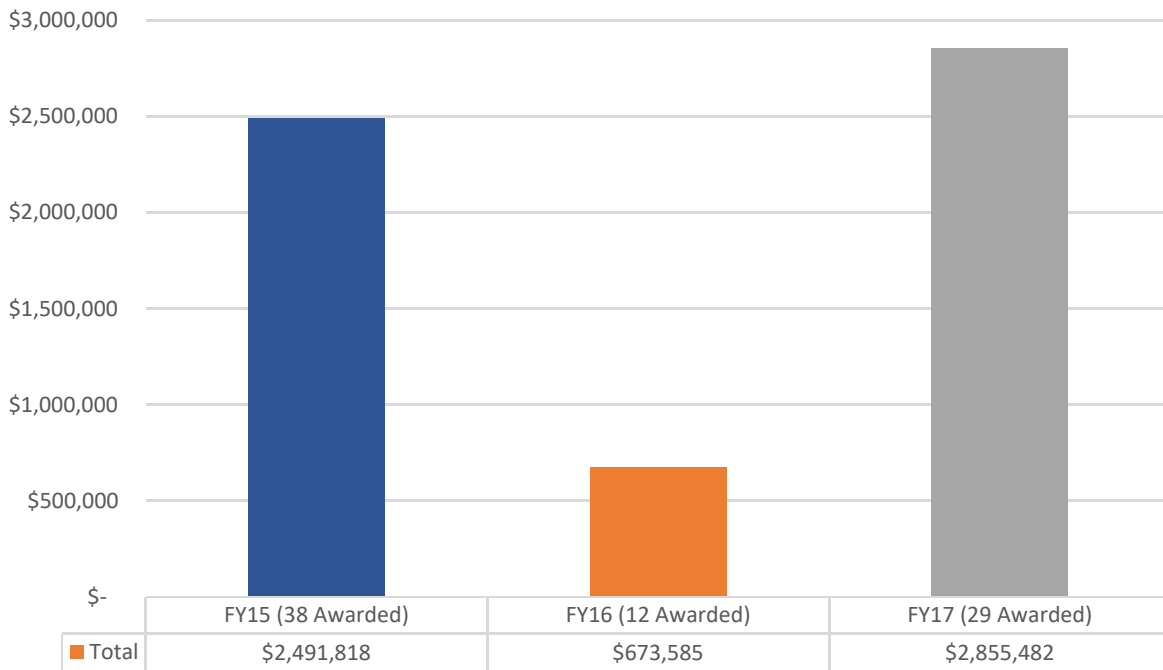
Table of Contents

| | |
|---|-----------|
| Research Proposal Submissions and New Research Awards..... | 3 |
| Research Awards by Principal Investigator | 7 |
| Research Proposal Submissions by Principal Investigator..... | 9 |
| Grant and Contract Expenditures | 12 |
| Top 10 State/Private Research Sponsors | 16 |
| Top 10 Federal Research Sponsors | 17 |
| UW-Whitewater Research Awards by Principal Investigator..... | 18 |
| UW System Comprehensive University Research Expenditure Comparisons..... | 24 |
| IRB and IACUC Activity Graphs | 28 |

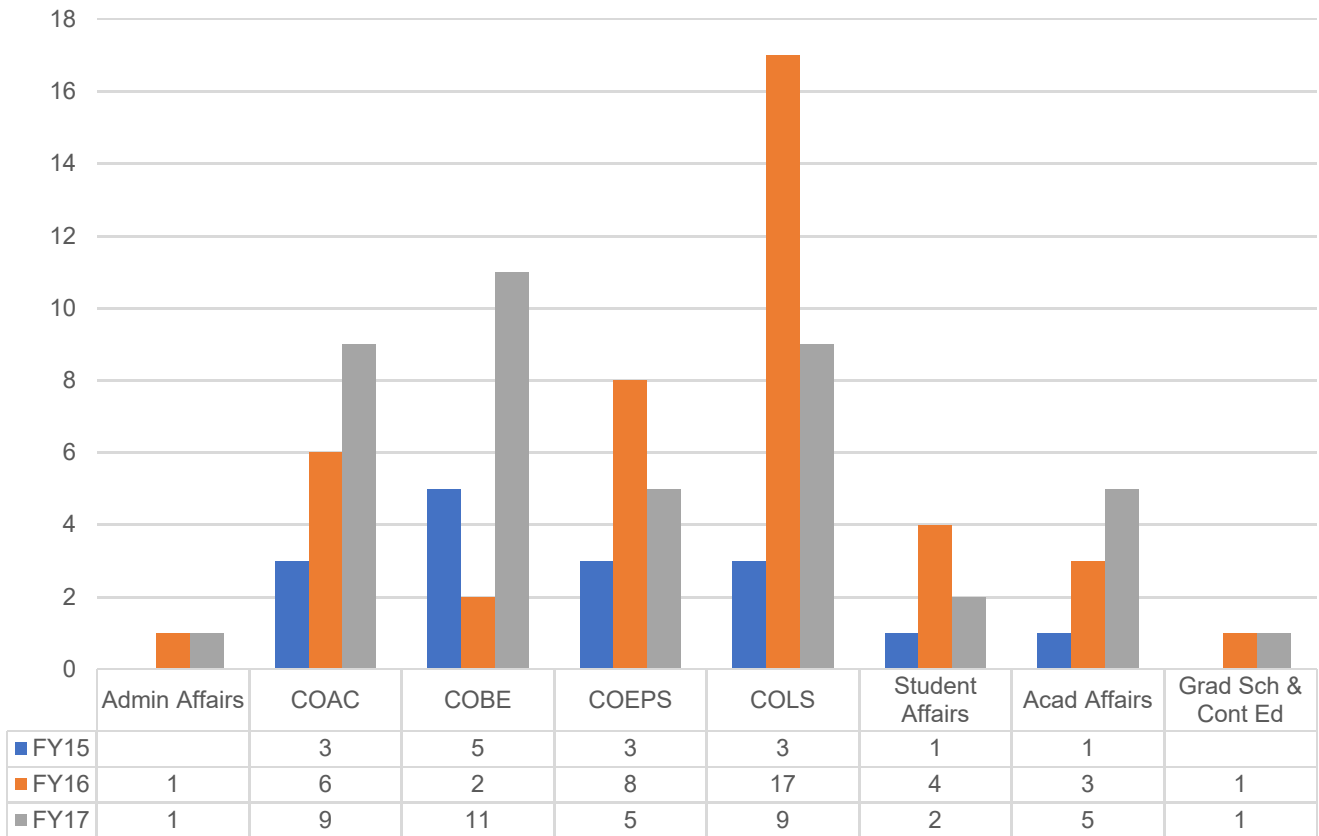
Dollar Value and Number of Research Proposal Submissions by Fiscal Year



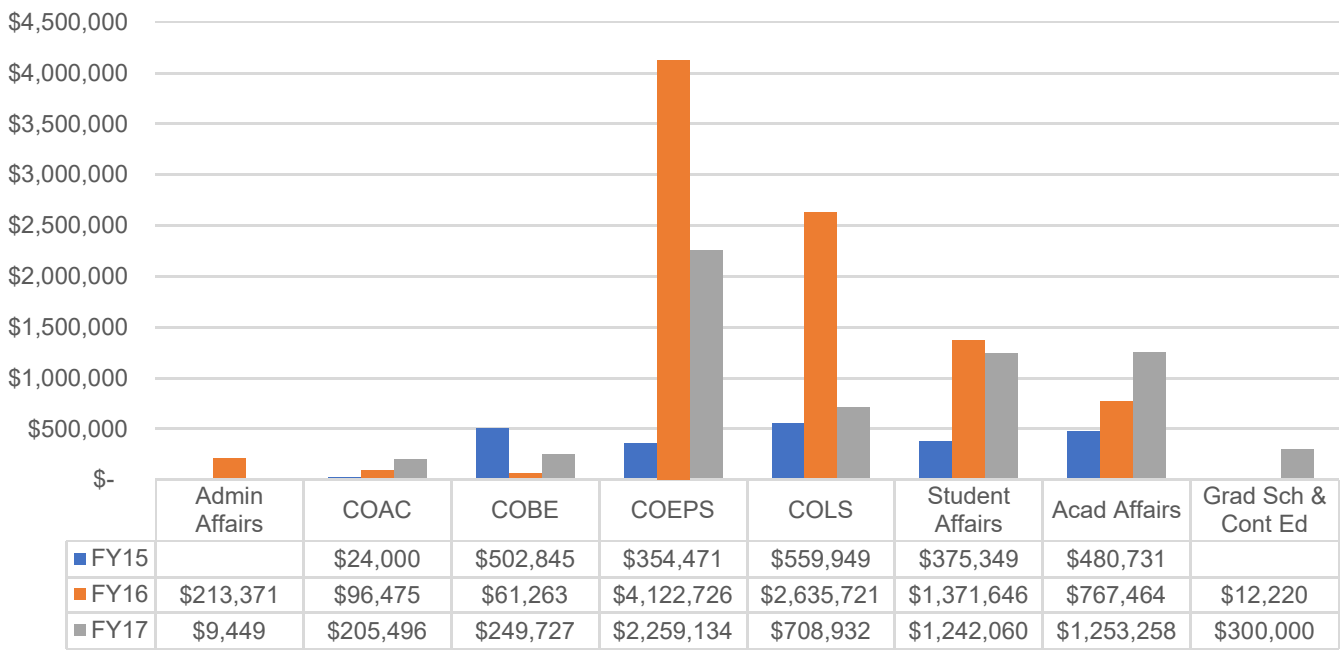
Dollar Value and Number of External Awards



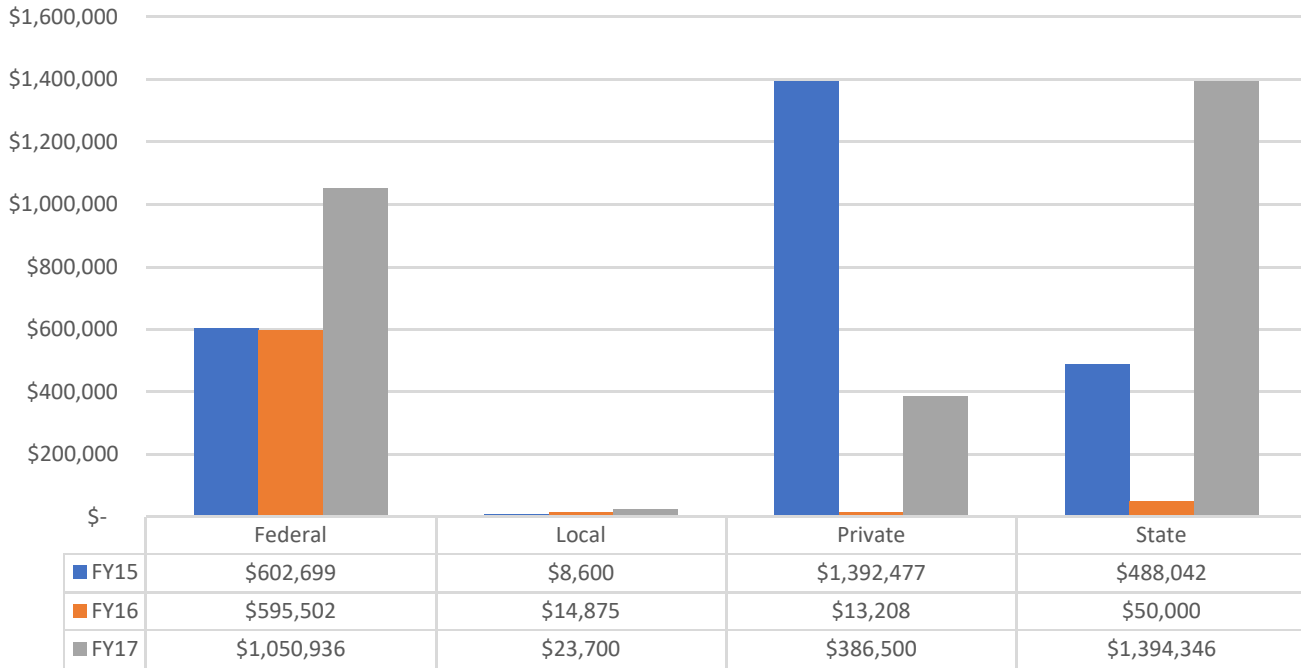
Number of Proposal Submissions by Division and Fiscal Year



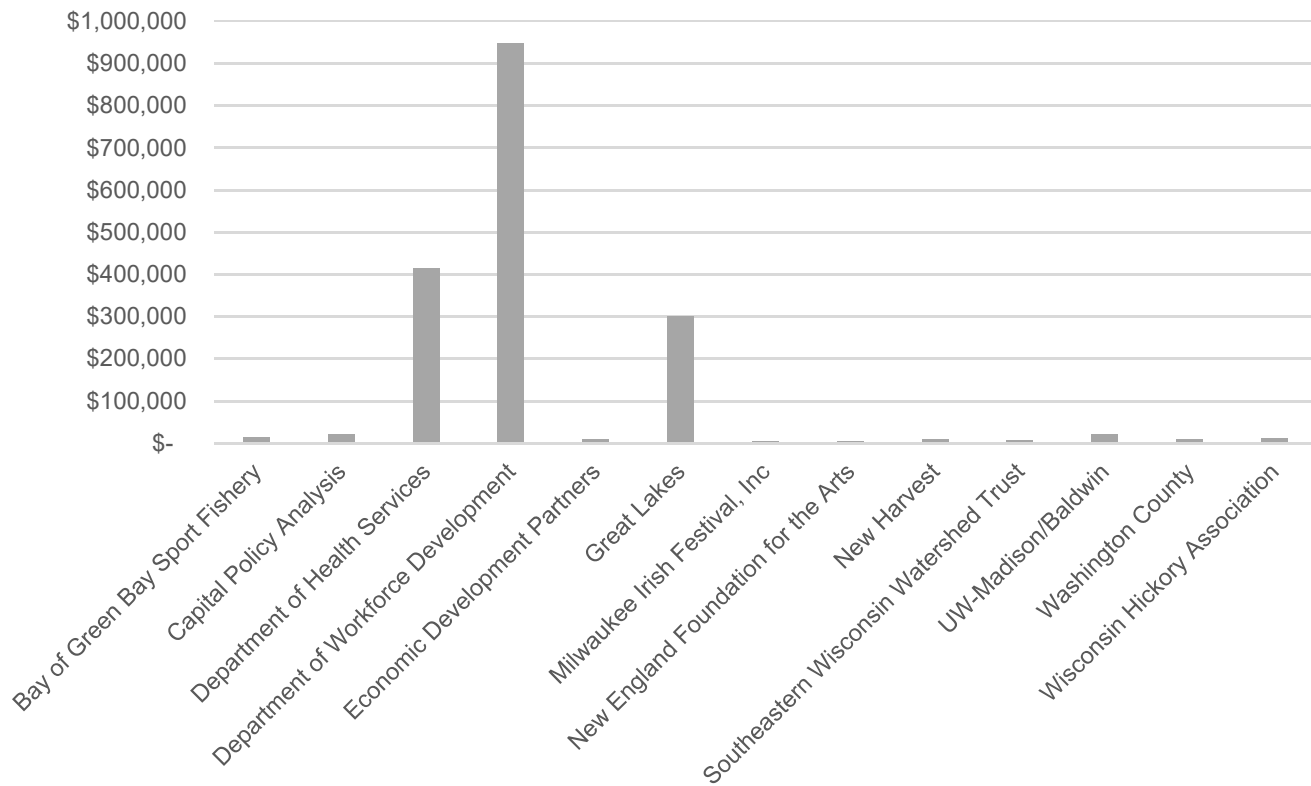
Dollar Value of Proposal Submissions by Division and Year



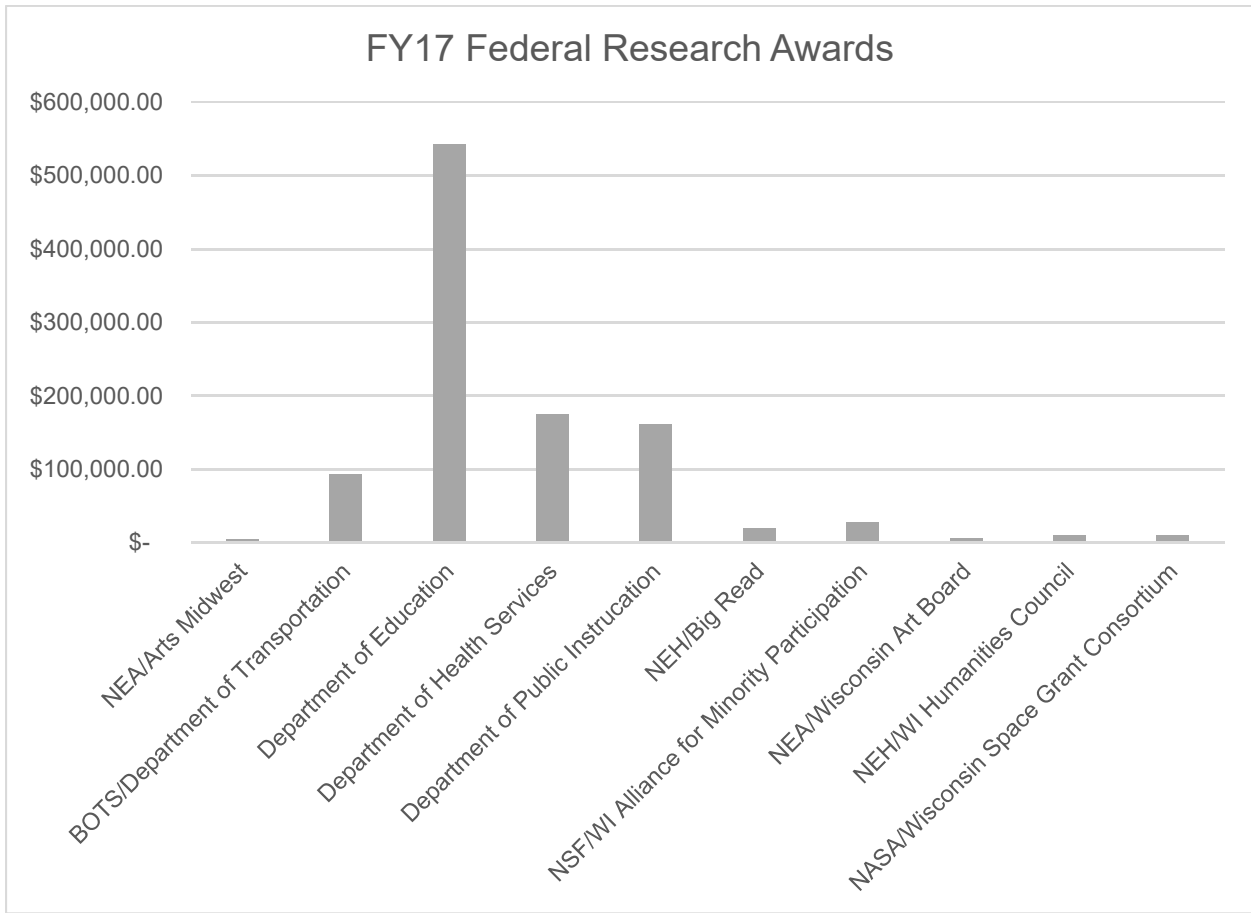
Research Award Value by Funding Type



FY17 Non-Federal Research Awards



The only sponsor listed above that is two awards is Economic Development partners, all others are single awards.



Sponsors listed above that are two awards include BOTS/Department of Transportation, Department of Education and NSF/WI Alliance for Minority Participation

AWARDS AFTER JULY 1, 2016

| Investigator Name | Division | Dept | Agency | Funding Level | Amount |
|--------------------------|------------------------|------------------------------|---|----------------------|---------------|
| Buchman, Tracey | CoBE | OESH | BOTS/Department of Transportation | Federal | \$ 84,295 |
| Compas, Eric | CoLS | Geology, Geography & Env Sci | Rock River Coalition | State | \$ 2,500 |
| Compas, Eric | CoLS | Geology, Geography & Env Sci | Wisconsin Economic Development Corp | State | \$ 41,200 |
| Girard, Steven | CoLS | Chemistry | Wisconsin Space Grant Consortium | Federal | \$ 10,000 |
| Hanekamp, Stephen | Administrative Affairs | Police Services | BOTS/Department of Transportation | Federal | \$ 9,449 |
| Kashian, Russell | CoBE | Economics | Wisconsin Hickory Association | Private | \$ 12,000 |
| Kashian, Russell | CoBE | Economics | Capital Policy Analysis | Private | \$ 20,000 |
| Kashian, Russell | CoBE | Economics | Washington County | Local | \$ 8,700 |
| Kashian, Russell | CoBE | Economics | Economic Development Partners | Private | \$ 2,000 |
| Kashian, Russell | CoBE | Economics | Economic Development Partners | Private | \$ 7,500 |
| Kashian, Russell | CoBE | Economics | Southeastern Wisconsin Watershed Trust | Private | \$ 7,000 |
| Kashian, Russell | CoBE | Economics | Milwaukee Irish Festival, Inc | Private | \$ 4,000 |
| Kashian, Russell | CoBE | Economics | Bay of Green Bay Sport Fishery | Local | \$ 15,000 |
| Kohberger, Kenneth | CoAC | Young | Wisconsin Art Board | Federal | \$ 5,530 |
| Kohberger, Kenneth | CoAC | Young | National Endowment for the Humanities -Big Read | Federal | \$ 20,000 |
| Kohberger, Kenneth | CoAC | Young | New Harvest | Private | \$ 10,000 |

| | | | | | |
|-----------------------|----------------------|---------------------------------------|---|---------|---------------------|
| Kohberger, Kenneth | CoAC | Young | New England Foundation for the Arts | Private | \$ 4,000 |
| Kohberger, Kenneth | CoAC | Young | Arts Midwest | Federal | \$ 4,000 |
| Levy, James | CoLS | History | UW-Madison/Baldwin | Private | \$ 20,000 |
| Levy, James | CoLS | History | Wisconsin Humanities Council | Federal | \$ 10,000 |
| Lisberg, Anneke | CoLS | Biological Sciences | Wisconsin Alliance for Minority Participation | Federal | \$ 24,697 |
| Smith, Lauren | Continuing Education | Continuing Education | Great Lakes | Private | \$ 300,000 |
| Veldkamp, Christopher | CoLS | Chemistry | Wisconsin Alliance for Minority Participation | Federal | \$ 3,600 |
| Warren, Pamela | Academic Affairs | MASS | Department of Public Instruction | Federal | \$ 161,750 |
| Warren, Pamela | Academic Affairs | MASS | Department of Education | Federal | \$ 291,393 |
| Supianoski, Whitney | Academic Affairs | MASS | Department of Education | Federal | \$ 251,222 |
| Watson, Elizabeth | Student Affairs | Center for Students with Disabilities | Department of Health Services | State | \$ 403,862 |
| Watson, Elizabeth | Student Affairs | Center for Students with Disabilities | Department of Workforce Development | State | \$ 946,784 |
| Watson, Elizabeth | Student Affairs | Center for Students with Disabilities | Department of Health Services | Federal | \$ 175,000 |
| | | | | Total | \$ 2,855,482 |

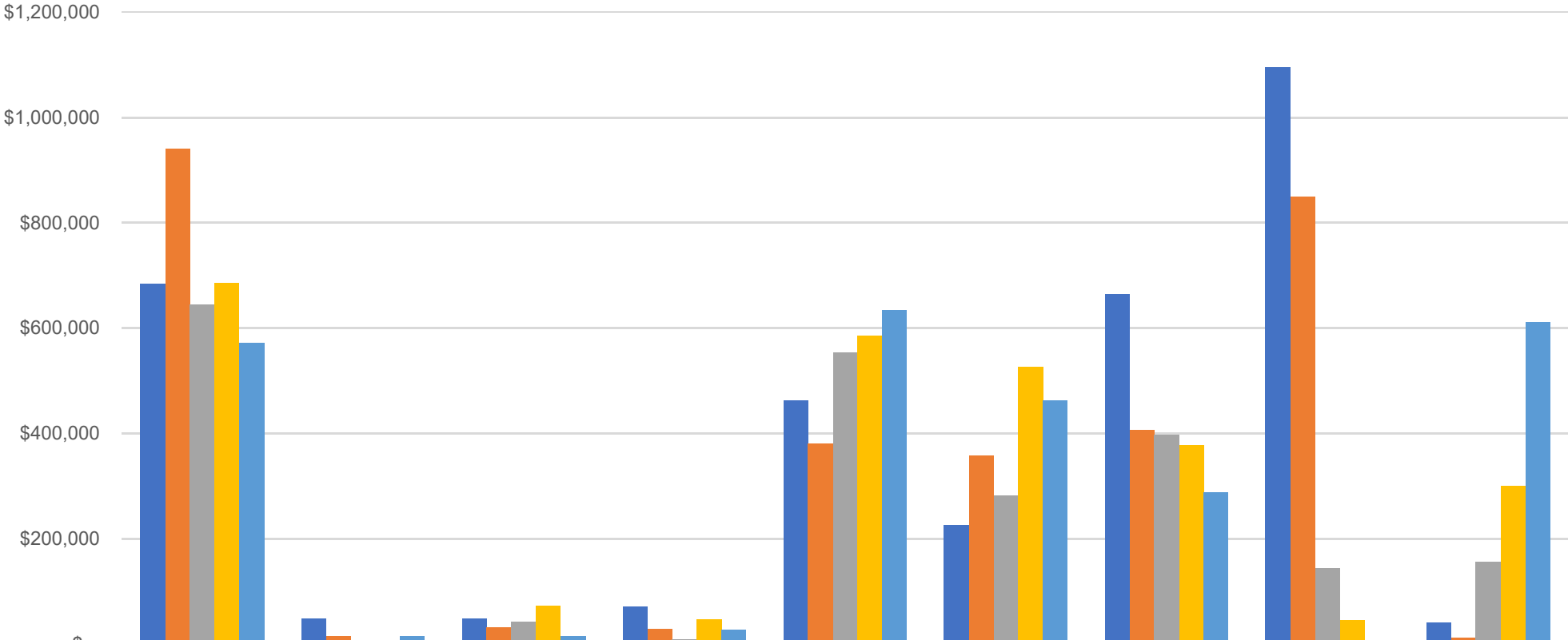
| SUBMISSIONS | | | | | |
|--------------------|----------------------|--|---|---------|--------------|
| Kohberger, Kenneth | CoAC | Young | Wisconsin Art Board | Federal | \$ 5,530 |
| Denning, Holly | CoLS | Sociology, Criminology, & Anthropology | Sea Grant | Federal | \$ 25,000 |
| Gehrenbeck, Robert | CoAC | Music | The Multi Arts Production Fund | Private | \$ 33,000 |
| Levy, James | CoLS | History | National Endowment for the Humanities | Federal | \$ 400,000 |
| Vick, Matthew | CoEPS | Curriculum & Instruction | National Science Foundation | Federal | \$ 717,254 |
| Vick, Matthew | CoEPS | Curriculum & Instruction | National Science Foundation | Federal | \$ 1,160,877 |
| Wachanga, David | CoAC | Communication | National Endowment for the Humanities | Federal | \$ 88,966 |
| Kohberger, Kenneth | CoAC | Young | National Endowment for the Humanities -Big Read | Federal | \$ 20,000 |
| Kohberger, Kenneth | CoAC | Young | New Harvest | Private | \$ 10,000 |
| Kohberger, Kenneth | CoAC | Young | New England Foundation for the Arts | Private | \$ 4,000 |
| Kohberger, Kenneth | CoAC | Young | Arts Midwest | Federal | \$ 4,000 |
| Levy, James | CoLS | History | Wisconsin Humanities Council | Federal | \$ 10,000 |
| Warren, Pamela | Academic Affairs | MASS | Department of Public Instruction | Federal | \$ 161,750 |
| Warren, Pamela | Academic Affairs | MASS | Department of Education | Federal | \$ 291,393 |
| Lisberg, Anneke | CoLS | Biological Sciences | Wisconsin Alliance for Minority Participation | Federal | \$ 24,697 |
| Smith, Lauren | Continuing Education | Continuing Education | Great Lakes | Private | \$ 300,000 |

| | | | | | |
|-----------------------|------------------------|--------------------------|---|---------|------------|
| Veldkamp, Christopher | CoLS | Chemistry | Wisconsin Alliance for Minority Participation | Federal | \$ 3,600 |
| Kashian, Russell | CoBE | Economics | Wisconsin Hickory Association | Private | \$ 12,000 |
| Kashian, Russell | CoBE | Economics | Capital Policy Analysis | Private | \$ 20,000 |
| Kashian, Russell | CoBE | Economics | Washington County | Local | \$ 8,700 |
| Kashian, Russell | CoBE | Economics | Economic Development Partners | Private | \$ 2,000 |
| Kashian, Russell | CoBE | Economics | Economic Development Partners | Private | \$ 7,500 |
| Kashian, Russell | CoBE | Economics | Southeastern Wisconsin Watershed Trust | Private | \$ 7,000 |
| Kashian, Russell | CoBE | Economics | Milwaukee Irish Festival, Inc | Private | \$ 4,000 |
| Kashian, Russell | CoBE | Economics | Bay of Green Bay Sport Fishery | Local | \$ 15,000 |
| Buchman, Tracey | CoBE | OESH | BOTS/Department of Transportation | Federal | \$ 84,295 |
| Girard, Steven | CoLS | Chemistry | Wisconsin Space Grant Consortium | Federal | \$ 10,000 |
| Hanekamp, Stephen | Administrative Affairs | Police Services | BOTS/Department of Transportation | Federal | \$ 9,449 |
| Chan, Catherine | CoLS | Biological Sciences | Spencer Foundation | Private | \$ 50,000 |
| King, Beth | CoEPS | Education Foundations | Albany (sub) for National Science Foundation | Federal | \$ 91,003 |
| Kohberger, Kenneth | CoAC | Young | Dr. Scholl Foundation | Private | \$ 15,000 |
| Kohberger, Kenneth | CoAC | Young | National Endowment for the Arts | Federal | \$ 25,000 |
| Luedke, Courtney | CoEPS | Curriculum & Instruction | Russell Sage Foundation | Private | \$ 78,596 |
| Porterfield, Laura | CoEPS | Education Foundations | UWM sub | Federal | \$ 211,404 |

| | | | | | |
|---------------------|------------------|---------------------------------------|--|---------|---------------------|
| Supianoski, Whitney | Academic Affairs | MASS | Department of Education | Federal | \$ 251,222 |
| Szabo, Tomas | CoLS | Math | Department of Public Instruction - Gifted & Talented | Federal | \$ 29,617 |
| Warren, Pamela | Academic Affairs | MASS | Department of Education | Federal | \$ 291,393 |
| Warren, Pamela | Academic Affairs | MASS | Department of Education | Federal | \$ 257,500 |
| Winden, Matthew | CoBE | Economics | UW-Oshkosh/Sea Grant | Federal | \$ 45,454 |
| Winden, Matthew | CoBE | Economics | UW-Green Bay/Sea Grant | Federal | \$ 43,778 |
| Zhou, Jiazhen | CoLS | Computer Science | Department of Commerce | Federal | \$ 156,018 |
| Watson, Elizabeth | Student Affairs | Center for Students with Disabilities | WI Department of Health Services | State | \$ 295,276 |
| Watson, Elizabeth | Student Affairs | Center for Students with Disabilities | Department of Workforce Development | State | \$ 946,784 |
| Total | | | | | \$ 6,228,056 |

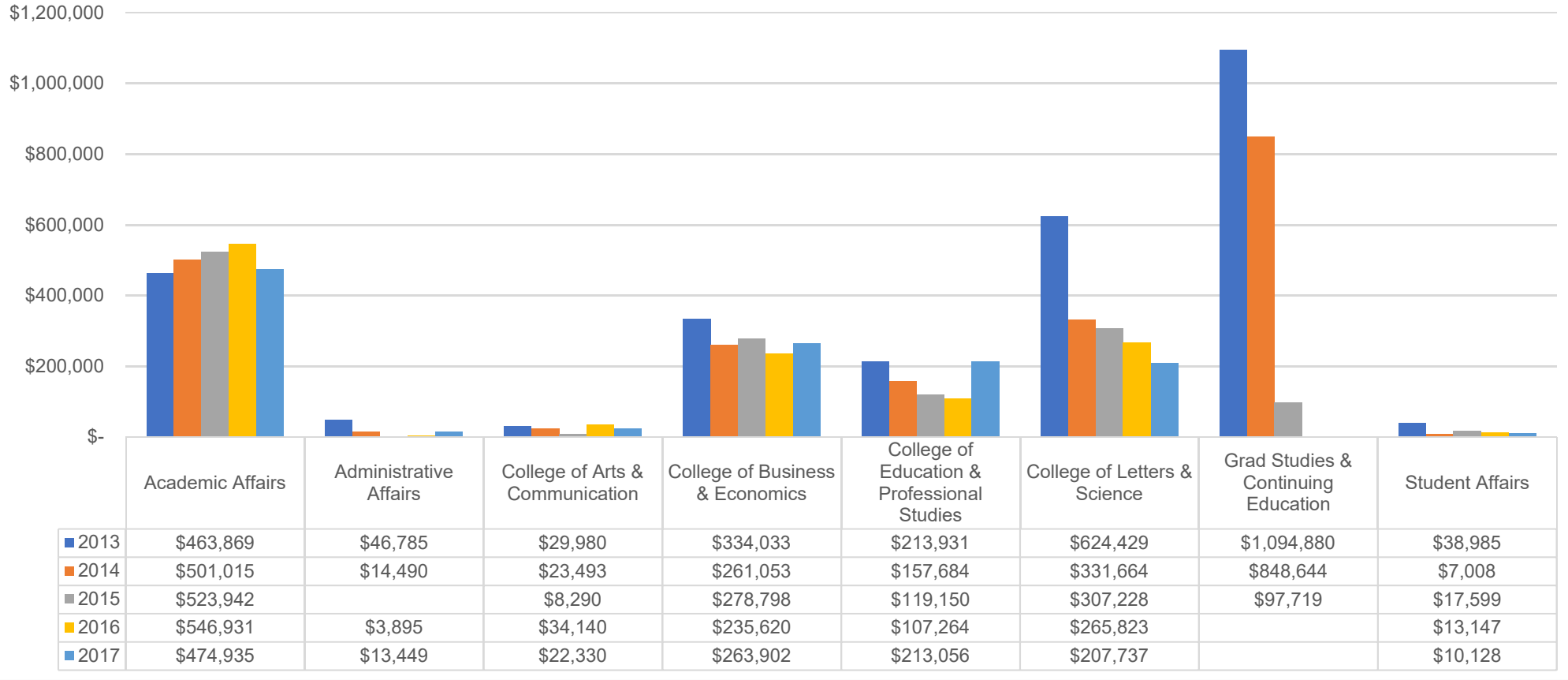
| PROPOSALS NOT FUNDED | | | | | |
|----------------------|-------|--|---------------------------------------|---------|---------------------|
| Denning, Holly | CoLS | Sociology, Criminology, & Anthropology | Sea Grant | Federal | \$ 25,000 |
| Gehrenbeck, Robert | CoAC | Music | The Multi Arts Production Fund | Private | \$ 33,000 |
| Levy, James | CoLS | History | National Endowment for the Humanities | Federal | \$ 400,000 |
| Vick, Matthew | CoEPS | Curriculum & Instruction | National Science Foundation | Federal | \$ 717,254 |
| Vick, Matthew | CoEPS | Curriculum & Instruction | National Science Foundation | Federal | \$ 1,160,877 |
| Wachanga, David | CoAC | Communication | National Endowment for the Humanities | Federal | \$ 88,966 |
| Total | | | | | \$ 2,425,097 |

Total Research Expenditures by Division

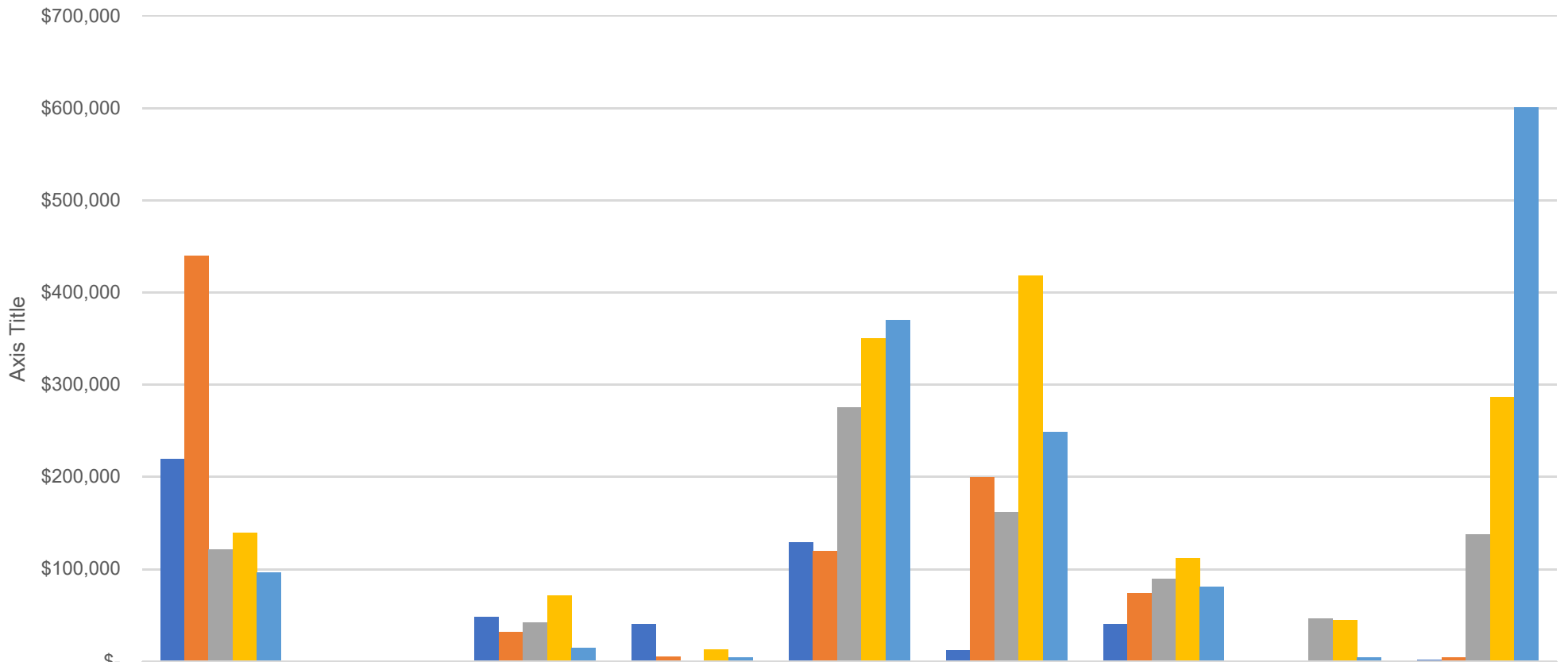


| | Academic Affairs | Administrative Affairs | Chancellor's Office | College of Arts & Communication | College of Business & Economics | College of Education & Professional Studies | College of Letters & Science | Grad Studies & Continuing Education | Student Affairs |
|--------|------------------|------------------------|---------------------|---------------------------------|---------------------------------|---|------------------------------|-------------------------------------|-----------------|
| ■ 2013 | \$683,374 | \$47,238 | \$47,805 | \$70,379 | \$462,901 | \$225,277 | \$664,780 | \$1,094,888 | \$40,080 |
| ■ 2014 | \$940,977 | \$14,880 | \$31,582 | \$28,493 | \$380,703 | \$357,488 | \$405,865 | \$848,644 | \$10,792 |
| ■ 2015 | \$644,845 | \$392 | \$42,268 | \$8,290 | \$553,990 | \$281,069 | \$396,314 | \$144,044 | \$155,054 |
| ■ 2016 | \$685,872 | \$4,486 | \$71,449 | \$46,514 | \$585,835 | \$525,607 | \$377,122 | \$44,704 | \$299,259 |
| ■ 2017 | \$570,840 | \$14,018 | \$14,402 | \$26,330 | \$634,077 | \$461,946 | \$288,020 | \$4,119 | \$610,731 |

Federal Research Expenditures by Division

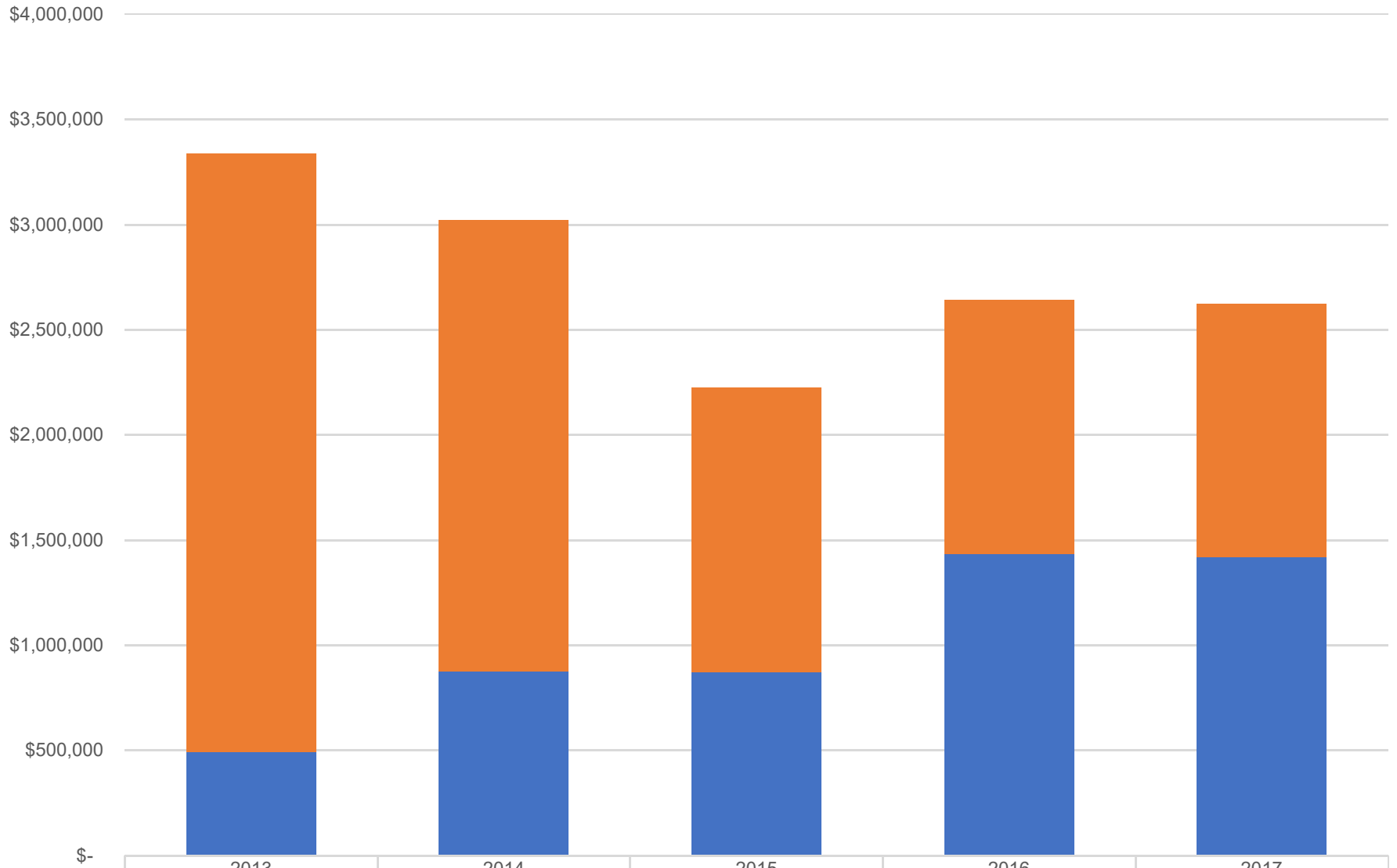


Non-Federal Research Expenditures by Division



| | Academic Affairs | Administrative Affairs | Chancellor's Office | College of Arts & Communication | College of Business & Economics | College of Education & Professional Studies | College of Letters & Science | Graduate Studies & Continuing Education | Student Affairs |
|--------|------------------|------------------------|---------------------|---------------------------------|---------------------------------|---|------------------------------|---|-----------------|
| ■ 2013 | \$219,506 | \$453 | \$47,805 | \$40,399 | \$128,869 | \$11,346 | \$40,351 | \$8 | \$1,095 |
| ■ 2014 | \$439,963 | \$390 | \$31,582 | \$5,000 | \$119,649 | \$199,804 | \$74,201 | | \$3,784 |
| ■ 2015 | \$120,903 | \$392 | \$42,268 | | \$275,192 | \$161,919 | \$89,086 | \$46,325 | \$137,455 |
| ■ 2016 | \$138,940 | \$591 | \$71,449 | \$12,374 | \$350,215 | \$418,343 | \$111,299 | \$44,704 | \$286,112 |
| ■ 2017 | \$95,905 | \$569 | \$14,402 | \$4,000 | \$370,174 | \$248,891 | \$80,283 | \$4,119 | \$600,603 |

Total Research Expenditures per Fiscal Year



| | 2013 | 2014 | 2015 | 2016 | 2017 |
|----------------------|-------------|-------------|-------------|-------------|-------------|
| 144-Federal | \$2,846,892 | \$2,145,051 | \$1,352,727 | \$1,206,820 | \$1,205,538 |
| 133-NonFederal/State | \$489,831 | \$874,374 | \$873,539 | \$1,434,026 | \$1,418,946 |

| STATE/PRIVATE EXPENDITURES TOP 10 | FY13 | FY14 | FY15 | FY16 | FY17 |
|--|--------------|--------------|--------------|----------------|----------------|
| WI DPI | \$ | | | \$137,990.15 | \$ 100,888.15 |
| Blackthorne Capital Management | \$ | \$ 17,340.18 | | | |
| Great Lakes Higher Education | \$ | | | \$ 41,613.81 | |
| NCAA | \$ | \$ 31,582.06 | | | \$ 14,569.03 |
| WISCAP/WISYS | \$ | | \$ 40,155.16 | | |
| UW System | \$ | | | | |
| Standard Process, Inc | \$ | \$ 47,792.29 | | | \$ 26,701.36 |
| Quebec Research Program | \$ | | | | |
| Beta Beta Beta Biological Honor Society | \$ | | | | |
| Microscopy Society of America | \$ | | | | |
| Kappa Delta Pi | | \$ 83,724.84 | | | |
| Margaret A Cargill Foundation | | \$ 36,255.36 | \$ 74,350.14 | \$331,901.54 | \$ 154,176.29 |
| USASBE | | \$ 33,571.46 | \$ 78,405.43 | \$ 68,751.60 | \$ 85,174.72 |
| Tosa Foundation | | \$ 5,539.25 | | | |
| New Harvest Foundation | | \$ 5,000.00 | | | |
| WI DHS | | | | \$271,285.67 | \$ 355,542.56 |
| WI Technology Initiative | | | \$ 74,995.77 | \$ 45,095.40 | |
| Janesville School District | | | \$ 46,324.59 | \$ 44,704.34 | |
| WEDC | | | \$ 21,069.56 | | |
| UW System | | | \$ 9,795.04 | | |
| Kellogg Foundation | | | | \$162,538.34 | \$ 238,331.10 |
| Common Wealth Fund | | | | \$ 47,591.75 | \$ 20,032.92 |
| WECA | | | | \$ 39,159.90 | \$ 79,995.79 |
| WI DWD | | | | | \$ 265,600.64 |
| | \$418,593.46 | \$706,349.56 | \$706,275.56 | \$1,190,632.50 | \$1,341,012.56 |

| FEDERAL EXPENDITURES TOP 10 | FY13 | FY14 | FY15 | FY16 | FY17 |
|--|----------------|----------------|----------------|----------------|----------------|
| EDA | | \$846,278.18 | \$ 95,911.15 | | |
| US Dept of Ed | \$ 557,937.81 | \$543,595.51 | \$643,092.29 | \$653,222.18 | \$ 641,139.65 |
| SBA | \$ 321,114.37 | \$228,273.59 | \$171,231.62 | \$136,081.29 | \$ 152,450.91 |
| NSF | \$ 217,068.59 | \$134,638.92 | \$ 87,922.24 | \$103,146.06 | \$ 85,950.43 |
| Dept of Transportation | \$ 110,672.36 | \$118,794.16 | \$ 76,090.80 | \$ 91,670.46 | \$ 124,900.48 |
| Dept of Homeland Security | \$ 36,000.00 | | | | |
| NEA | \$ 29,980.03 | \$ 22,742.54 | | \$ 29,000.00 | \$ 22,330.00 |
| USDA | \$ 28,185.60 | | \$ 13,562.87 | \$ 13,146.77 | |
| DHHS, National Institute of Health | \$ 20,611.15 | \$ 53,302.15 | \$ 82,252.66 | \$ 73,083.58 | \$ 41,926.35 |
| WI Alliance for Minority Participation | \$ 13,021.03 | | | | |
| Dept of Health & Human Services | | \$104,267.08 | \$ 40,295.43 | \$ 22,458.19 | |
| NASA | | \$ 33,082.12 | \$ 92,321.73 | \$ 17,984.12 | \$ 25,962.36 |
| Dept of Commerce | | \$ 32,779.80 | \$ 31,475.87 | | |
| Office of Naval Research | | | | \$ 40,325.27 | \$ 42,382.41 |
| DHHS, Administration for Children & | | | | | \$ 45,297.38 |
| Space Telescope Science Institute | | | | | \$ 17,777.04 |
| | \$2,429,471.42 | \$2,117,754.05 | \$1,334,156.66 | \$1,180,117.92 | \$1,200,117.01 |

FY17 Internal Awards

FY17 Faculty Development Grant

| Last Name | First Name | Project Title | Department | College | Amount |
|-----------|------------|--|---|--------------|------------------|
| Kim | Yeogmin | Validation of an Evaluation Tool to Assess Social Work Students in Field Education | Social Work | CoLS | \$ 7,000 |
| O'Keefe | Casey | The Quality of Early Childhood Teachers' Language During Storybook Interactions | Communication Sciences & Disorders | COEPS | \$ 3,500 |
| Linzmeier | Kristen | The Quality of Early Childhood Teachers' Language During Storybook Interactions | Curriculum and Instruction | COEPS | \$ 3,500 |
| Lavelle | Kristen | UW-W Oral History Project on Race, at the Diversity Forum | Sociology, Criminology and Anthropology | COLS | \$ 7,000 |
| Zhang | Xiaohong | Support An Invited Solo Exhibit at Lawrence University | Art & Design | CoAC | \$ 6,845 |
| | | | | Total | \$ 27,845 |

FY17 Advancing Research Award Excellence Grant

| Last Name | First Name | Project Title | Department | College | Amount |
|-------------|------------|--|---|--------------|-----------------|
| Compas | Eric | Present Yellowstone sabbatical research at IASNR conference | Geography, Geology, & Environmental Science | CoLS | \$ 3,621 |
| de Gregario | Alicia | Presentation: "Funciones de la ropa en niños y adolescentes en los cuentos del..." | Languages & Literatures | CoLS | \$ 1,228 |
| Hartwick | James | Interviews of Influential Educational Leaders: Examining their Spiritual and Religious Lives | Curriculum & Instruction | CoEPS | \$ 4,473 |
| | | | | Total | \$ 9,322 |

FY17 Academic Staff Development Grant

| Last Name | First Name | Project Title | Department | College | Amount |
|------------------|-------------------|--|----------------------------|----------------|---------------|
| Pregler | Hans | Venue Manager's Graduate Institute 2017 | Young Auditorium | COAC | \$ 3,002 |
| Morrissey | Michael | IAVM Conference | Young Auditorium | COAC | \$ 2,132 |
| Dozoryst | Shannon | CPAE Program | Young Auditorium | COAC | \$ 2,000 |
| Rivers | Carmen | Supporting Students' Integrative and Applied Learning Through Field Observation and Assessment | Curriculum and Instruction | COEPS | \$ 2,657 |
| White | Maria | Certification in Teaching English as a Foreign Language: Language and Culture | Languages and Literatures | COLS | \$ 2,500 |
| | | | | Total | \$ 12,291 |

FY17 Faculty Initiative for Research Excellence

| Last Name | First Name | Project Title | Department | College | Amount |
|------------------|-------------------|--|---|----------------|--------------------|
| Betters-Bubon | Jennifer | TheRole of School Counselors in MTSS: Creating Systemic Change in Schools | Counselor Education | CoEPS | \$ 5,000 |
| Cummins | Shannon | Ritual Characteristic Congruence between Consumers' Consumption and Production Practices | Marketing | CoBE | \$ 5,000 |
| Fox | Robin | Adoption matters: Teacher educators share stories and how adoption changed how they prepare teachers | Curriculum & Instruction | CoEPS | \$ |
| Hartwick | James | The Spiritual and Religious Lives of Influential Educational Leaders | Curriculum & Instruction | CoEPS | 10,000 \$ 5,000 |
| Karnes | Sasha | Biometric Screening Data Analysis and Manuscript Preparation | Psychology | CoLS | \$ 5,000 |
| Melero | Pilar | Mujer Libre/Free: A Book Proposal | Languages & Literature | CoLS | \$ 5,000 |
| Moran | Patrick | Forty Voices Strong: Contemporary Scottish Poetry | Languages & Literature | CoLS | \$ 5,000 |
| Mukherhee | Lopamudra | New models for Humans in the Loop Image Understanding | Computer Science | CoLS | \$ 5,000 |
| Pedriana | Nicholas | Fulbright: Moral Foundations Theory in Huddersfield, UK | Sociology, Criminology & Anthropology | CoLS | \$ 5,000 |
| Nath | Leda | Fulbright: Moral Foundations Theory in Huddersfield, UK | Sociology, Criminology & Anthropology | CoLS | \$ 5,000 |
| Romero | Andrea | Validation experiment for rodent metabolite data | Biological Sciences & Environmental Science | CoLS | \$ 5,000 |
| Thibodeaux | Jennifer | Sex Crimes in the French Church Courts: The case of English-occupied Normandy, 1415-1450 | History | CoLS | \$ 5,000 |

| | | | | | |
|-------------|----------|--|-----------------------------------|--------------|------------|
| Tippery | Nicholas | High-resolution assessment of common reed diversity in Wisconsin | Biological Sciences | CoLS | \$ 5,000 |
| VanAlstine | Sherri | Vocal Jazz Improvisation Strategies for Middle and High School Singers | Music | CoAC | \$ 5,000 |
| Yavuzcetin | Ozgur | Construction and Testing of an Electrophysiological Recording System for Extended Amygdala to Study Animal Behaviors | Physics | CoLS | \$ 5,000 |
| Waraczynski | Meg | Construction and Testing of an Electrophysiological Recording System for Extended Amygdala to Study Animal Behaviors | Psychology | CoLS | \$ 5,000 |
| Zhou | Jiazhen | Mobile Internet of Things for Large Scale Disaster Communications | Computer Science | CoLS | \$ 5,000 |
| O'Keefe | Casey | The Quality of EC Teachers' Language During Storybook Interactions | Communication Science & Disorders | CoEPS | \$ 5,000 |
| Linzmeier | Kristen | The Quality of EC Teachers' Language During Storybook Interactions | Curriculum & Instruction | CoEPS | \$ 5,000 |
| Vang | May | Educational and Intergenerational Cultural Transmission | Curriculum & Instruction | CoEPS | \$ 5,000 |
| | | | | Total | \$ 105,000 |

FY17 STUDENT TECHNOLOGY FEE

| Last Name | First Name | Project Title | Department | College | Amount |
|-----------|------------|---|------------|-----------------|-----------|
| Axelson | Aaron | Student Tech Fee-WebCheckout | iCIT | | \$ 3,398 |
| Axelson | Aaron | Student Tech Fee-AV Checkouts | iCIT | | \$ 13,000 |
| Axelson | Aaron | Student Tech Fee-Lynda.com | iCIT | | \$ 15,413 |
| Elsen | Carol | JSTOR Arts & Science VII Collection | Library | Student Affairs | \$ 4,950 |
| Elsen | Carol | EBSCO Academic Search Complete & Special Database Package | Library | Student Affairs | \$ 31,112 |

| | | | | | |
|---------|-----------|---|---|-----------------|--------------------|
| Schramm | Robert | General Access Printing for Hyland Hall 3100 | | CoBE | \$ |
| Watson | Elizabeth | Center for Students with Disabilities: Accessibility for Campus & Adaptive Lab | Center for Students with Disabilites | Student Affairs | \$ 4,800 49,602 |
| | | | | Total | \$ 122,275 |

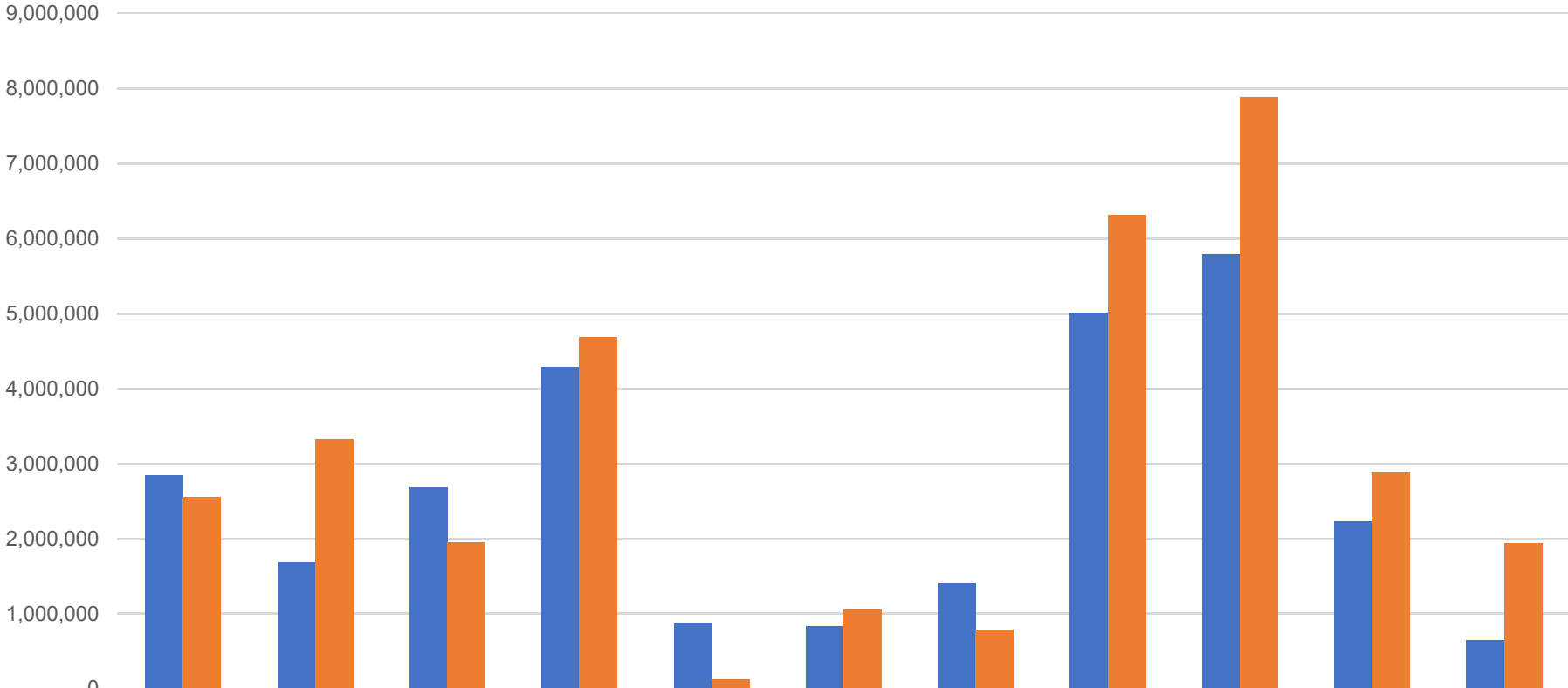
FY17 SABBATICAL

| Last Name | First Name | Department | College | Support Time Period |
|-------------------|-------------------|---|----------------|----------------------------|
| Basu | Choton | Information Technology & Supply Chain Management | CoBE | Spring 2018 Semester |
| Choi | Sang | Occupational & Environmental Safety & Health | CoBE | Fall 2017 Semester |
| Durst | Anne | Educational Foundation | CoBE | Fall 2017 Semester |
| Herriott | Jeff | Music and Communication | CoAC | Spring 2018 Semester |
| Holmes | Alena | Music | CoAC | Academic Year |
| Huss- Lederman | Susan | Languages & Literature | CoLS | Academic Year |
| Patterson | Molly | History | CoLS | Academic Year |
| Peters | Scott | Educational Foundation | CoEPS | Spring 2018 Semester |
| Reutebuch | Tim | Social Work | CoLS | Spring 2018 Semester |
| Zhao | Yushan | Marketing | CoBE | Fall 2017 Semester |
| Zunac | Mark | Languages & Literature | CoLS | Fall 2017 Semester |

FY17 WiSys

| Last Name | First Name | Project Title | Department | College | Amount |
|------------------|-------------------|--|-------------------|----------------|---------------|
| Girard | Steven | Sequestration and Conversion of Carbon Dioxide into Commercial Materials | Chemistry | CoLS | \$50,000 |

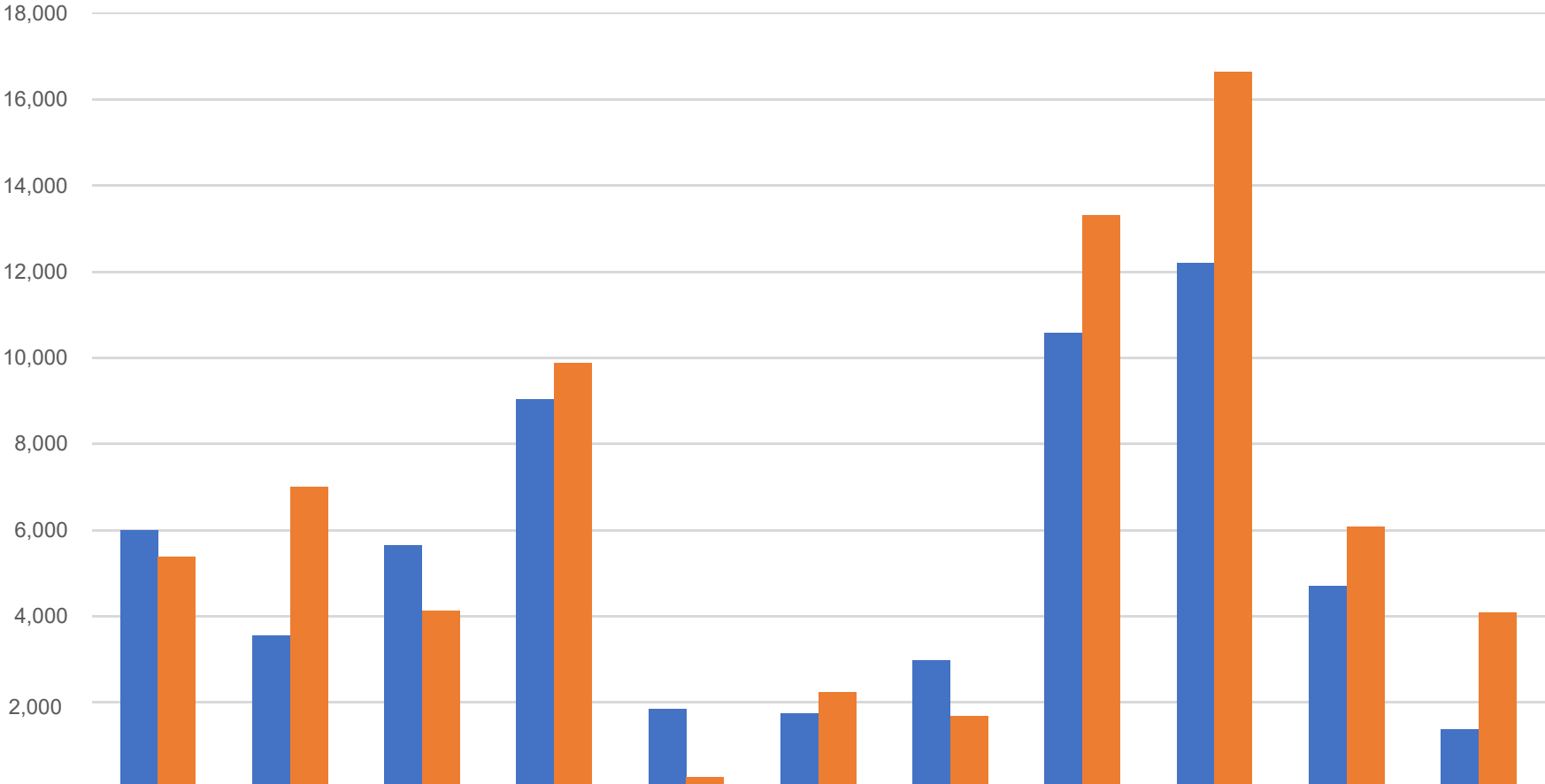
Research and Public Service Expenditures with Faculty FTE*



| | Eau Claire Faculty FTE 474 | Green Bay Faculty FTE 179 | La Crosse Faculty FTE 405 | Oshkosh Faculty FTE 326 | Parkside Faculty FTE 119 | Platteville Faculty FTE 256 | River Falls Faculty FTE 194 | Stevens Point Faculty FTE 344 | Stout Faculty FTE 321 | Superior Faculty FTE 108 | Whitewater Faculty FTE 393 |
|-----------------------|----------------------------------|---------------------------------|---------------------------------|-------------------------------|--------------------------------|-----------------------------------|-----------------------------------|-------------------------------------|-----------------------------|--------------------------------|----------------------------------|
| ■ Fiscal Year 2015-16 | 2,841,766 | 1,679,460 | 2,676,804 | 4,282,376 | 872,407 | 826,915 | 1,402,630 | 5,012,045 | 5,783,564 | 2,224,704 | 641,939 |
| ■ Fiscal Year 2016-17 | 2,547,188 | 3,320,804 | 1,948,377 | 4,678,537 | 120,937 | 1,057,366 | 790,713 | 6,305,942 | 7,885,379 | 2,881,899 | 1,930,769 |

*Provided by System Reporting

Research & Public Service Grant Expenditures Per Faculty FTE



| | Eau Claire Faculty FTE 474 | Green Bay Faculty FTE 179 | La Crosse Faculty FTE 405 | Oshkosh Faculty FTE 326 | Parkside Faculty FTE 119 | Platteville Faculty FTE 256 | River Falls Faculty FTE 194 | Stevens Point Faculty FTE 344 | Stout Faculty FTE 321 | Superior Faculty FTE 108 | Whitewater Faculty FTE 393 |
|-----------------------|----------------------------|---------------------------|---------------------------|-------------------------|--------------------------|-----------------------------|-----------------------------|-------------------------------|-----------------------|--------------------------|----------------------------|
| \$ Per FTE FY 2015-16 | 5,995 | 3,543 | 5,647 | 9,035 | 1,841 | 1,745 | 2,959 | 10,574 | 12,202 | 4,693 | 1,354 |
| \$ Per FTE FY 2016-17 | 5,374 | 7,006 | 4,111 | 9,870 | 255 | 2,231 | 1,668 | 13,304 | 16,636 | 6,080 | 4,073 |

*Provided by System Reporting

**UNIVERSITY OF WISCONSIN SYSTEM
GIFTS, GRANTS AND CONTRACTS EXPENDITURES
RESEARCH & PUBLIC SERVICE**

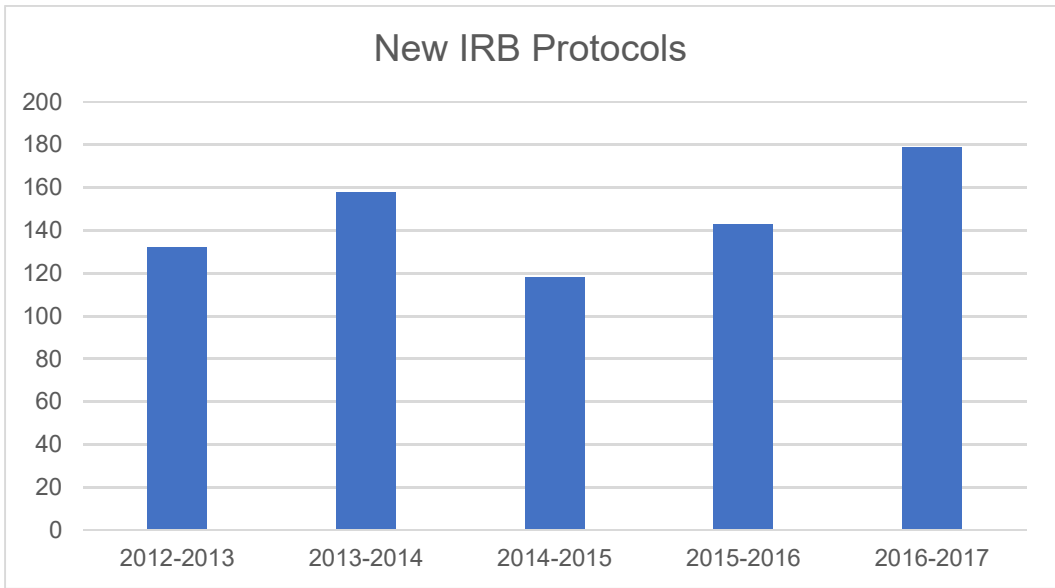
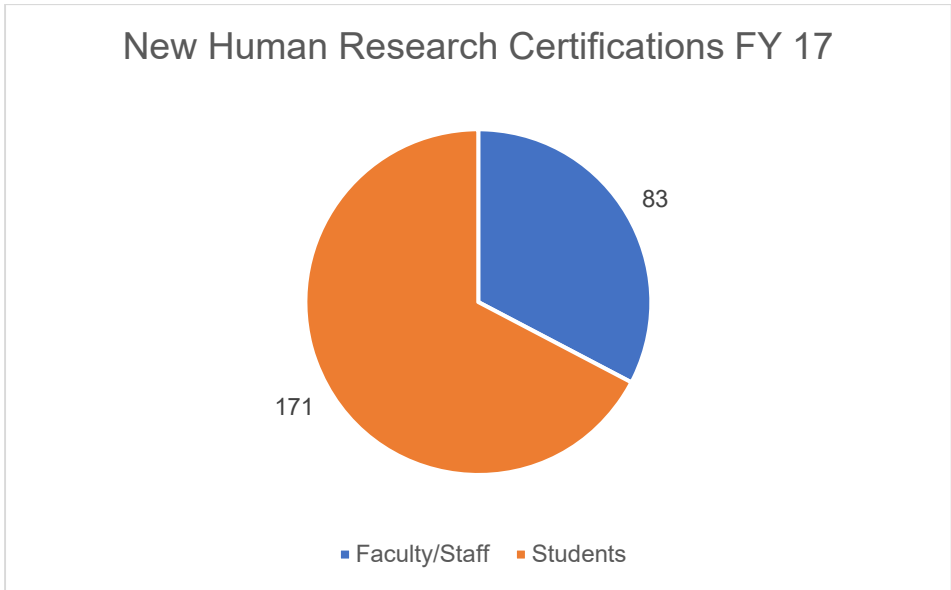
FISCAL YEAR 2016-2017

| Institution | Total | | | Federal | | | Non Federal | | |
|---------------------|------------------------|------------------------|------------------------|------------------------|------------------------|------------------------|------------------------|------------------------|------------------------|
| | Fiscal Year 2016-17 | Fiscal Year 2015-16 | Increase (Decrease) | Fiscal Year 2016-17 | Fiscal Year 2015-16 | Increase (Decrease) | Fiscal Year 2016-17 | Fiscal Year 2015-16 | Increase (Decrease) |
| Total | 790,512,905 | 758,832,902 | 31,680,003 | 496,138,907 | 494,903,460 | 1,235,447 | 294,373,998 | 263,929,442 | 30,444,556 |
| Madison | 684,405,946 | 653,382,337 | 31,023,610 | 431,235,195 | 431,475,766 | (240,570) | 253,170,751 | 221,906,571 | 31,264,180 |
| Milwaukee | 43,074,147 | 45,724,834 | (2,650,687) | 32,589,040 | 34,052,699 | (1,463,659) | 10,485,107 | 11,672,135 | (1,187,028) |
| Eau Claire | 1,808,522 | 1,300,461 | 508,061 | 1,064,771 | 765,573 | 299,198 | 743,751 | 534,888 | 208,863 |
| Green Bay | 2,014,753 | 1,594,478 | 420,275 | 984,199 | 1,079,341 | (95,141) | 1,030,554 | 515,137 | 515,417 |
| La Crosse | 2,615,101 | 2,577,296 | 37,805 | 1,426,540 | 1,412,759 | 13,781 | 1,188,562 | 1,164,537 | 24,024 |
| Oshkosh | 3,399,111 | 3,455,353 | (56,242) | 1,898,515 | 1,988,504 | (89,989) | 1,500,596 | 1,466,849 | 33,747 |
| Parkside | 571,782 | 454,180 | 117,602 | 309,521 | 228,342 | 81,179 | 262,261 | 225,838 | 36,423 |
| Platteville | 942,446 | 1,372,269 | (429,823) | 695,118 | 1,207,190 | (512,072) | 247,328 | 165,079 | 82,249 |
| River Falls | 1,408,111 | 1,900,522 | (492,411) | 1,261,048 | 934,538 | 326,510 | 147,064 | 965,984 | (818,921) |
| Stevens Point | 4,966,141 | 5,992,045 | (1,025,904) | 1,781,206 | 5,166,298 | (3,385,092) | 3,184,935 | 825,747 | 2,359,188 |
| Stout | 6,712,548 | 4,660,249 | 2,052,299 | 5,950,579 | 1,392,378 | 4,558,201 | 761,969 | 3,267,871 | (2,505,902) |
| Superior | 2,293,860 | 2,314,900 | (21,040) | 1,815,459 | 1,687,640 | 127,819 | 478,401 | 627,260 | (148,859) |
| Whitewater | 1,225,004 | 978,937 | 246,066 | 483,411 | 516,739 | (33,328) | 741,593 | 462,198 | 279,395 |
| Colleges | 189,983 | 247,400 | (57,417) | 40,068 | 47,843 | (7,776) | 149,915 | 199,557 | (49,642) |
| Extension System | 34,885,449 | 32,877,640 | 2,007,808 | 14,604,238 | 12,947,851 | 1,656,387 | 20,281,211 | 19,929,790 | 351,421 |
| Administration | 0 | 0 | 0 | 0 | 0 | 0 | 0 | 0 | 0 |

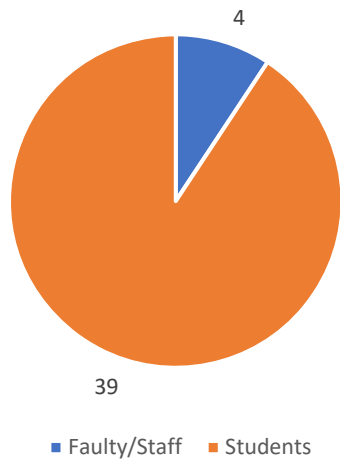
UNIVERSITY OF WISCONSIN SYSTEM
GIFTS, GRANTS AND CONTRACTS AWARDS
FISCAL YEAR 2016-2017

| Institution | Fiscal Year 2016-17 | Total Fiscal Year 2015-16 | Increase (Decrease) | Fiscal Year 2016-17 | Federal Fiscal Year 2015-16 | Increase (Decrease) | Fiscal Year 2016-17 | Non Federal Fiscal Year 2015-16 | Increase (Decrease) |
|-----------------------|------------------------|---------------------------------|------------------------|------------------------|-----------------------------------|------------------------|------------------------|---------------------------------------|------------------------|
| Total | 1,077,581,386 | 1,091,734,785 | -14,153,399 | 651,903,007 | 682,123,218 | -30,220,211 | 425,678,379 | 409,611,567 | 16,066,812 |
| Madison | 968,312,424 | 985,950,506 | -17,638,082 | 585,147,674 | 620,505,544 | -35,357,870 | 383,164,749 | 365,444,962 | 17,719,788 |
| Milwaukee | 39,995,691 | 39,903,394 | 92,297 | 29,356,978 | 28,339,702 | 1,017,276 | 10,638,713 | 11,563,693 | -924,980 |
| Eau Claire | 2,547,188 | 2,841,766 | -294,578 | 1,413,987 | 1,661,168 | -247,181 | 1,133,201 | 1,180,598 | -47,397 |
| Green Bay | 3,320,804 | 1,679,460 | 1,641,345 | 2,255,920 | 1,236,248 | 1,019,672 | 1,064,885 | 443,212 | 621,673 |
| La Crosse | 1,948,377 | 2,676,804 | -728,427 | 730,149 | 1,431,332 | -701,183 | 1,218,228 | 1,245,472 | -27,244 |
| Oshkosh | 4,678,537 | 4,282,376 | 396,160 | 3,462,540 | 2,445,853 | 1,016,688 | 1,215,997 | 1,836,524 | -620,527 |
| Parkside | 120,937 | 872,407 | -751,470 | 30,000 | 381,039 | -351,039 | 90,937 | 491,368 | -400,431 |
| Platteville | 1,057,366 | 826,915 | 230,451 | 1,012,708 | 509,242 | 503,466 | 44,658 | 317,673 | -273,015 |
| River Falls | 790,713 | 1,402,630 | -611,917 | 653,148 | 1,119,501 | -466,353 | 137,565 | 283,129 | -145,564 |
| Stevens Point | 6,305,942 | 5,012,045 | 1,293,896 | 2,411,977 | 1,361,860 | 1,050,117 | 3,893,964 | 3,650,185 | 243,779 |
| Stout | 7,885,379 | 5,783,564 | 2,101,815 | 7,020,074 | 5,003,980 | 2,016,094 | 865,305 | 779,584 | 85,721 |
| Superior | 2,881,899 | 2,224,704 | 657,195 | 2,736,132 | 1,729,258 | 1,006,874 | 145,767 | 495,446 | -349,679 |
| Whitewater | 1,930,769 | 641,939 | 1,288,831 | 510,117 | 184,303 | 325,814 | 1,420,652 | 457,636 | 963,017 |
| Colleges | 46,560 | 64,443 | -17,884 | 13,683 | 28,305 | -14,622 | 32,877 | 36,139 | -3,262 |
| Extension | 35,758,801 | 37,571,832 | -1,813,031 | 15,147,920 | 16,185,885 | -1,037,965 | 20,610,882 | 21,385,947 | -775,066 |
| System Administration | 0 | 0 | 0 | 0 | 0 | 0 | 0 | 0 | 0 |

IRB and IACUC Activity FY 17



New Animal Research Certifications FY 17



New IACUC Protocols (#)

