

INSTRUCTION FOR FACEBOOK AND YOUTUBE – YOUNG AUDITORIUM

Much of the content for Young Auditorium’s 2020 Digital Fall Season can be accessed via the YouTube or Facebook websites. When you ‘follow’ Young Auditorium on Facebook, or ‘subscribe’ to our YouTube channel, you are guaranteed access to a vast majority of Young Auditorium’s digital content, along with reminders and alerts when new content is added! Utilizing these tools give us an easy way to deliver content right to your digital doorstep.

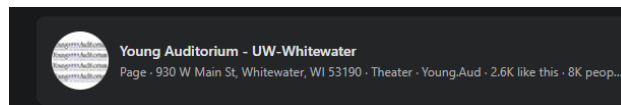
Please use the instructions in this document to help stay connected.
As this may be a new process for you, feel free to contact the Young Auditorium Main Offices for additional assistance.

YOUNG AUDITORIUM MAIN OFFICE | (262)472-4444 | youngaud@uww.edu
FALL OFFICE HOURS - Mon - Thurs 9:00am-12:00pm & 1:00-3:00pm or by appointment

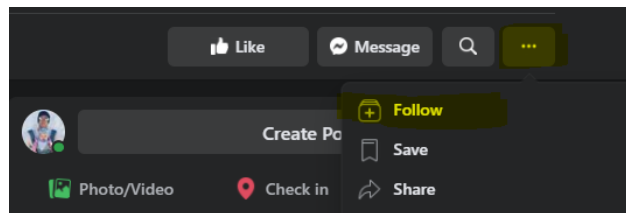
HOW DO I FOLLOW YOUNG AUDITORIUM ON FACEBOOK?

To Follow Young Auditorium on Facebook:

1. Click the search bar at the top of any page on [Facebook.com](https://www.facebook.com).
2. Type ‘Young Auditorium’ and select the ‘young auditorium – uw whitewater’ entry in the results bar.
3. Click on the icon or title seen below



4. Once on the Young Auditorium Facebook page, locate the icon with ‘...’ symbol and click to open a dropdown menu.



- 1.
5. Select **Follow**.

(more)

HOW DO I SUBSCRIBE TO YOUNG AUDITORIUM'S YOUTUBE PAGE?

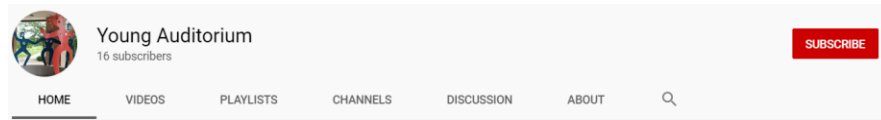
Subscribing to Young Auditorium's YouTube page once again guarantees that you'll have access to FREE Young Auditorium content. Turning on the 'Notifications' setting can alert you anytime new content is added!

To Subscribe to Young Auditorium on YouTube and Turn On 'Notifications':

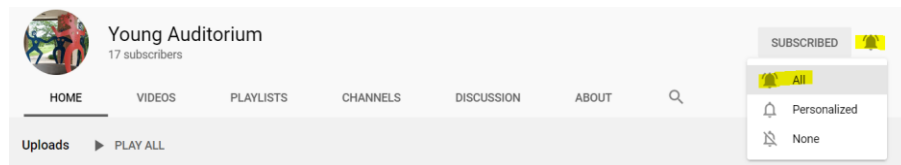
1. Follow the link below to direct you to the Young Auditorium YouTube page.

<https://www.youtube.com/user/TheYoungAuditorium>

2. Click the red SUBSCRIBE button in the upper right hand corner of the page



3. You may be required to set up a YouTube account. Please follow the instruction on the site as you are prompted.
4. Once you are subscribed, you'll notice a small 'bell' icon appears on the Young Auditorium Youtube page. Click on the 'bell' icon and select 'ALL'.



5. You are now set to view all Young Auditorium YouTube content AND you'll be notified each time new content is added.